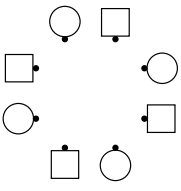
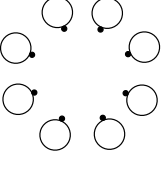
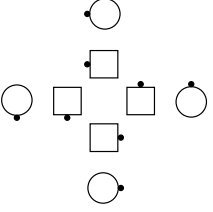


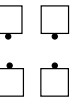
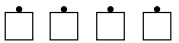
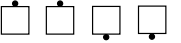
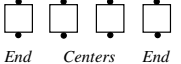
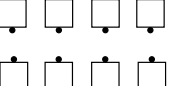
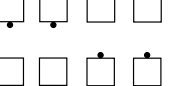
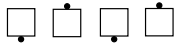


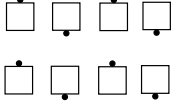
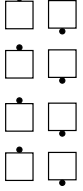

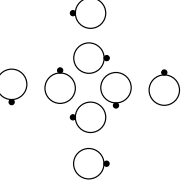
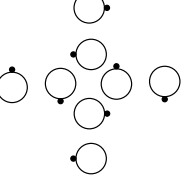
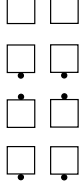
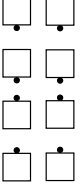
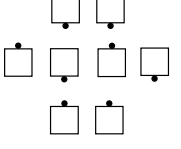
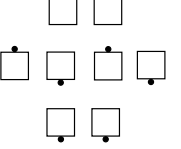
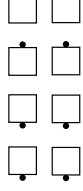
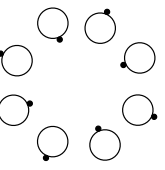
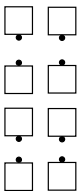







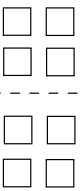
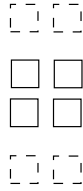
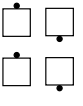




Tech Squares Class

Formations

These are the square dance formations used in the weekly definitions. Not all weeks introduce new formations.

<p>Week 1</p>  <p>Squared Set</p>  <p>Circle of 8</p>  <p>Promenade</p>  <p>Facing Dancers</p>  <p>Couple</p>  <p>Facing Couples</p>  <p>One-Faced Line</p>  <p>Two-Faced Line (R-H)</p>  <p>General Line</p>  <p>Facing Lines</p>  <p>Two-Faced Lines (L-H)</p>			
<p>Week 3</p>  <p>Ocean Wave (L-H)</p>  <p>Mini-wave (R-H)</p>  <p>Tidal Wave (R-H)</p>  <p>(Parallel) Ocean Waves (R-H)</p>  <p>Columns (R-H)</p>			
<p>Week 4</p>  <p>Star (R-H)</p>  <p>Thar</p>  <p>Wrong Way Thar</p>  <p>Trade By</p>			
<p>Week 5</p>  <p>Double Pass Thru</p>  <p>1/4 Tag (R-H)</p>  <p>3/4 Tag (R-H)</p>  <p>Completed Double Pass Thru</p>			
<p>Week 7</p>  <p>Alamo Ring</p>  <p>Eight Chain Thru</p>			
<p>Week 8</p>  <p>Leader</p>  <p>Trailer</p> <p>Tandem</p>			
<p>Week 9</p>  <p>Point</p>  <p>Centers</p>  <p>Diamond (R-H)</p>  <p>Facing Diamond (R-H)</p>			
<p>Week 10</p>  <p>Original Formation</p>  <p>Split... (both halves active)</p>  <p>Center 4 - Box ... (only centers active)</p>  <p>Box Circulate (R-H)</p> <p>Key</p> <p>(R-H) = Right-Handed (L-H) = Left-Handed</p> <p>• = Nose (facing direction)</p> <p>Only when both appear in <i>same</i> diagram:</p> <p> = Boy's role  = Girl's role</p>			