

1.053 Dynamics and Control I
2.003 Dynamics and Control I
 Survey Window: Spring 2011 End of Term | [View Current Catalog Entry](#) | [Print Report](#)

Eligible to Respond: 65 Total # of Respondents: 43 Response rate: 66% Overall rating of subject: 3.9 out of 7

INSTRUCTORS

QUALITY OF TEACHING									
<i>1=Strongly Disagree, 4=Neutral, 7=Strongly Agree, N/A=Not Applicable (7 is best)</i>									
NAME	Stimulated interest	Defined goals	Well-organized presentations	Encouraged role in learning	Encouraged participation	Used good examples	Used media well	Available	Overall rating
Patrikalakis, Nicholas M. , Lecturer (LEC)	2.4 (39)	3.4 (38)	3.1 (39)	3.3 (39)	3.2 (39)	3.3 (39)	3.5 (39)	4.0 (27)	2.8 (39)
Cloitre, Audren Damien Prigent , Teaching Assistant (LEC)	5.7 (22)	6.1 (20)	6.1 (23)	5.8 (22)	6.2 (23)	6.2 (23)	6.0 (23)	6.5 (22)	6.0 (23)
Ku, Jason S. , Teaching Assistant (LEC)	6.1 (31)	6.5 (28)	6.5 (30)	6.3 (30)	6.5 (30)	6.5 (31)	6.6 (29)	6.7 (31)	6.5 (31)
Fernandez, Vicente Ignacio , Recitation Instructor (REC)	5.1 (15)	5.2 (13)	5.3 (15)	5.5 (15)	5.5 (15)	5.5 (15)	5.3 (15)	5.6 (15)	5.5 (15)
Turitsyn, Konstantin , Recitation Instructor (REC)	5.4 (20)	5.7 (19)	5.6 (19)	5.8 (20)	5.9 (20)	5.9 (20)	5.5 (19)	5.8 (20)	5.6 (20)

1=Very Poor,
7=Excellent,
N/A=Not Applicable
(7 is best)

SUBJECT

FACTORS IN LEARNING

Rating Scale: 1=Strongly Disagree, 4=Neutral, 7=Strongly Agree, N/A=Not Applicable (7 is best)

	AVG	1 2 3 4 5 6 7	RESPONSES	MEDIAN	STDEV
Lectures contributed to my learning	2.6		42	2.0	1.75
Recitations contributed to my learning	4.5		41	5.0	1.79
Electronic materials accessible	5.3		38	6.0	1.38
Textbooks and other readings accessible	5.0		42	5.5	1.85
Electronic materials effective	5.2		39	6.0	1.55
Textbooks and other readings effective	4.3		41	4.0	2.03

ASSESSMENT OF LEARNING

Rating Scale: 1=Strongly Disagree, 4=Neutral, 7=Strongly Agree, N/A=Not Applicable (7 is best)

	AVG	1 2 3 4 5 6 7	RESPONSES	MEDIAN	STDEV
Exams measured what I learned	5.3		43	5.0	1.45
Problem sets helped me learn	5.6		43	6.0	1.38
Feedback on assignments was helpful	3.6		33	4.0	2.0
I have a good understanding of the concepts	5.0		43	5.0	1.27
I can apply the concepts	5.2		43	5.0	1.19
I learned a great deal	4.8		43	5.0	1.51

SUBJECT

Rating Scale: 1=Too Slow, 7=Too Fast (4 is best)

	AVG	1 2 3 4 5 6 7	RESPONSES	MEDIAN	STDEV
Pace slow... fast	3.9		43	4.0	0.89

	AVG	RESPONSES	MEDIAN	STDEV
Avg hrs spent per week in class	3.5	42	4.0	1.77
Avg hrs spent per week in lab	0.2	36	0.0	0.45
Avg hrs spent per week on homework	6.2	42	6.0	2.0

Rating Scale: 1=Strongly Disagree, 7=Strongly Agree (7 is best)

	AVG	1 2 3 4 5 6 7	RESPONSES	MEDIAN	STDEV
Graded fairly	5.0		43	5.0	1.23

Rating Scale: 1=Too Light, 7=Too Heavy (4 is best)






	AVG	1 2 3 4 5 6 7	RESPONSES	MEDIAN	STDEV
Workload light... heavy	4.2		43	4.0	0.48

Rating Scale: 1=Very Poor, 7=Excellent (7 is best)

	AVG	1 2 3 4 5 6 7	RESPONSES	MEDIAN	STDEV
Overall rating of the subject	3.9		43	4.0	1.64

SUBJECT SPECIFIC QUESTIONS - 2.003

Rating Scale: 1=Strongly Disagree, 4=Neutral, 7=Strongly Agree, N/A=Not Applicable (7 is best)

	AVG	1 2 3 4 5 6 7	RESPONSES	MEDIAN	STDEV
quick grading & immediate solution posting helps learning	5.1		43	5.0	1.67
PDF grading leads to less effort and weaker understanding	3.7		43	4.0	1.88
pop quizzes aid learning	3.0		42	2.5	1.85
online material on stellar helped learning	5.5		41	6.0	1.55
notation difference between textbook and lectures/recitations was a problem	4.1		41	4.0	1.9

[\(top of page\)](#)