

HOMOGENIZATION OF THE POISSON–NERNST–PLANCK EQUATIONS FOR ION TRANSPORT IN CHARGED POROUS MEDIA*

MARKUS SCHMUCK[†] AND MARTIN Z. BAZANT[‡]

Abstract. Effective Poisson–Nernst–Planck (PNP) equations are derived for ion transport in charged porous media under forced convection (periodic flow in the frame of the mean velocity) by an asymptotic multiscale expansion with drift. The homogenized equations provide a modeling framework for engineering while also addressing fundamental questions about electrodiffusion in charged porous media, relating to electroneutrality, tortuosity, ambipolar diffusion, Einstein’s relation, and hydrodynamic dispersion. The microscopic setting is a two-component periodic composite consisting of a dilute electrolyte continuum (described by standard PNP equations) and a continuous dielectric matrix, which is impermeable to the ions and carries a given surface charge. As a first approximation for forced convection, the electrostatic body force on the fluid and electro-osmotic flows are neglected. Four new features arise in the upscaled equations: (i) the effective ionic diffusivities and mobilities become tensors, related to the microstructure; (ii) the effective permittivity is also a tensor, depending on the electrolyte/matrix permittivity ratio and the ratio of the Debye screening length to the macroscopic length of the porous medium; (iii) the microscopic convection leads to a diffusion-dispersion correction in the effective diffusion tensor; and (iv) the surface charge per volume appears as a continuous “background charge density,” as in classical membrane models. The coefficient tensors in the upscaled PNP equations can be calculated from periodic reference cell problems. For an insulating solid matrix, all gradients are corrected by the same tensor, and the Einstein relation holds at the macroscopic scale, which is not generally the case for a polarizable matrix, unless the permittivity and electric field are suitably defined. In the limit of thin double layers, Poisson’s equation is replaced by macroscopic electroneutrality (balancing ionic and surface charges). The general form of the macroscopic PNP equations may also hold for concentrated solution theories, based on the local-density and mean-field approximations. These results have broad applicability to ion transport in porous electrodes, separators, membranes, ion-exchange resins, soils, porous rocks, and biological tissues.

Key words. diffusion, electromigration, porous media, membranes, Poisson–Nernst–Planck equations, homogenization

AMS subject classifications. 27, 35, 70, 76, 79, 92

DOI. 10.1137/140968082

1. Introduction. The theory of electrochemical transport in free solutions is well developed [90, 99, 107], but in many practical situations, ions move through porous microstructures with internal surface charge. Important examples in biology include nerve impulse propagation in the porous intracellular matrix of an axon [132], selective ion transport through protein-based ion channels in cell membranes [17, 32, 45, 55, 106, 127], and the electroporation of porous tissues for drug delivery and medical diagnostics [131]. In chemical engineering, the selective transport of ions and charged particles through membranes, gels, and porous media is widely used for par-

*Received by the editors May 6, 2014; accepted for publication (in revised form) April 24, 2015; published electronically June 30, 2015.

<http://www.siam.org/journals/siap/75-3/96808.html>

[†]Maxwell Institute for Mathematical Sciences and School of Mathematical and Computer Sciences, Heriot-Watt University, Edinburgh, EH14 4AS, UK (ms713@hw.ac.uk). This author’s research was supported in part by the Swiss National Science Foundation (SNSF) under grant PBSKP2-12459/1.

[‡]Departments of Chemical Engineering and Mathematics, Massachusetts Institute of Technology, Cambridge, MA 02139 (bazant@mit.edu). This author’s research was partially supported by the National Science Foundation under contract DMS-0948071.

ticle separations [56], desalination and ion exchange [64,99], characterization of porous rocks [51,109], energy conversion in fuel cells [44,94,118,119], and energy storage in batteries [89] and electrochemical supercapacitors [36]. Analogous nanoscale transport phenomena are also beginning to be exploited in microfluidic devices [29,120], which involve artificial porous structures with precisely controlled geometries and surface properties. Recently, also the extraction of renewable energy from salinity differences is a promising research direction [105].

In *microscopic* continuum models of electrolytes, the ionic fluxes are given by the Nernst–Planck equations describing diffusion and electromigration in the mean electric field, which is determined self-consistently from the mean ionic charge density via Poisson’s equation. The resulting Poisson–Nernst–Planck (PNP) system has been studied extensively for the past century in the dilute solution approximation, not only for electrolytes [19,22,47], but also for semiconductors, where electrons and holes behave like anions and cations, respectively, [52,81]. The dilute-solution PNP equations can be derived rigorously from stochastic Langevin equations for the motion of point-like ions [87,106]. But the PNP system can also be derived by an energy variational approach from a macroscopic thermodynamic free energy as performed in [46,66]. A systematic and rigorous analysis of the PNP system based on energetic principles for biological applications can be found in [75,76], for instance.

Recently, a variety of modified PNP equations for concentrated solutions have been developed to describe strong interactions of finite-sized ions with charged surfaces at the nanoscale, as reviewed by Bazant et al. [20]. A promising direction is also the upscaling of stochastic interaction energies which do not require the description of a porous medium as a perforated domain [117]. Hard-sphere density functional theory [57,58] and simpler mean-field models [6,72,95] have been used to modify the Nernst–Planck equations for ionic fluxes to account for steric hindrance. Poisson’s equation has also been modified to account for electrostatic correlations [21,33,62,111,123], explicit treatment of solvent dipoles [73], and solvation energy variations due to nonuniform permittivity [130]. All these developments improve the microscopic description of ion transport close to charged surfaces, but our focus here is on the homogenization of such models over a charged microstructure to derive effective PNP equations valid at the *macroscopic* scale.

There is a long history of heuristic models for macroscopic ion transport in charged membranes, dating back at least to the 1930s [126]. A classical concept in membrane science, which we place on a rigorous footing below for general porous media, is the notion of a fixed “background charge” entering Poisson’s equation, due to the volume-averaged surface charge of the porous medium [64]. In nanoporous membranes, the double layers are thick compared to the pore thickness, so that there are only small variations in diffuse ionic charge between the fixed surface or molecular charges. In this regime, Poisson’s equation is replaced by macroscopic electroneutrality, including both mobile ionic and fixed surface charges, in the classical membrane models of Teorell [125], Meyer and Sievers [83], and Spiegler [122]. For most porous media, however, the double layers are assumed to be thin, leaving the pore spaces to be mostly filled with neutral solution. The classical membrane models can also be applied to such “leaky membranes” [2,10,41,133,134] used for desalination [39,40] and electrodeposition [61], where the extra conductivity associated with the fixed background charge accounts for surface conduction through the thin double layers by electromigration [42,78], while neglecting surface diffusion and surface electro-osmotic convection [93].

With thin double layers, however, it is far more common to neglect the surface charge of the porous medium and replace Poisson's equation by electroneutrality for the ionic charge alone, without any fixed background charge. In electrochemistry, this is a fundamental assumption of "porous electrode theory" (PET), introduced by Newman and Tobias [91], which postulates electroneutrality within the pores and effective Nernst–Planck equations of the same form as in the bulk solution, except for an empirical tortuosity factor multiplying the ionic diffusivities. This approach has been applied extensively to batteries [37, 49, 74, 89, 90]. The nonlinear effects of double-layer charging [22] and surface conduction [84] have also recently been incorporated into PET to model capacitive desalination and energy storage [24, 25]. The assumptions of PET have been tested against large-scale numerical solutions of the microscopic transport equations in certain cases of realistic microstructures [53, 54], but mathematical derivations are still needed to predict the form of the macroscopic equations and to provide a systematic method to calculate their coefficients. This is the goal of the present work.

To the best of our knowledge, this seems to be the first attempt of systematically deriving so-called diffusion-dispersion relations for fully nonlinear and time dependent PNP equations in charged porous microstructures and of analyzing physical implications of such effective macroscopic equations. In spite of the many important applications listed above, there has only been recently increasing interest in the systematic upscaling of PNP equations. Up to now, most derivations [60, 65, 67] have been formal in nature and require simplifying assumptions, such as a neutral bulk and a linearized PNP problem or even the equilibrium Poisson–Boltzmann approximation, for instance. Moyne and Murad [85] assume a Boltzmann equilibrium distribution of ions in a binary electrolyte at the pore scale and perform a homogenization analysis to derive effective equations for deformable porous media. For neutral species, the homogenization of linear diffusion over porous microstructures is well developed, and rigorous bounds are available for the effective macroscopic diffusivity tensor over all possible microstructures [128]. Looker and Carnie [77] make the same approximation of microscopic Boltzmann equilibrium and derive symmetric Onsager relations for linear response, without stating the general effective equations at the macroscopic scale. Allaire, Mikelić, and Piatnitski [9] revisit the derivation of Looker and Carnie [77] using two-scale convergence methods developed by Nguetseng [92] and Allaire [4] and prove the positive definiteness of the Onsager tensor, which requires the explicit use of an electroneutrality assumption and linearized equations. First bounds on the error arising between the full, nonlinear, microscopic, periodic porous media problem and the upscaled/homogenized approximation can be found in [115]. One can also find recent upscaling results for the full Navier–Stokes–PNP system [104, 114]. A related upscaling methodology is the periodic unfolding method [35], which has recently been applied to upscaling protein channels in [127]. A metric-based upscaling is suggested in [96] for a medium showing a continuum of scales. A selection of more classical references on basic homogenization theory is [23, 30, 136], for instance. For rigorous analytical results on the Nernst–Planck–Poisson equations we refer to [52, 59], for the full Stokes–Nernst–Planck–Poisson system to [68, 113], and for accurate, reliable, efficient, and convergent numerical schemes and computational methods to [48, 50, 100, 101]. For numerical upscaling approaches such as the heterogeneous multiscale method, we refer to [1, 43] and to [16], where fluctuations arising in a heterogeneous multiscale finite element method are investigated. In the case of heterogeneous and highly varying coefficients, a finite element basis has been proposed in [86] based on a localization idea [15].

In this article, we derive porous media PNP equations for charged microstructures using the method of multiple scale expansion with drift. In contrast to [114, 115], we account for the crucial, nonlinear influence of surface charge on the pore walls in the PNP equations, which is the main focus of this work. As a first step toward rigorously including fluid flow in the analysis, we also consider a periodic flow defined on a periodic reference cell leading to diffusion-dispersion relations, which have been studied extensively for uncharged fluids in porous media [7, 12, 27, 28, 110], thus going well beyond the analysis of [114]. In particular, we consider the effect of pressure-driven convection in the porous media PNP equations, which leads to streaming current (convection of charge) and hydrodynamic dispersion (convection-induced mixing). However, we neglect the electrostatic body force on the fluid as a first approximation, so there is no electro-osmotic or diffusio-osmotic flow in the model. This means that the model cannot satisfy the Onsager relations of linear response, in which the macroscopic streaming current and electro-osmotic flow have the same coupling coefficient, but it could describe some situations of very fast pressure-driven flow, dominating electro-osmotic flows. In any case, the derivation of dispersion relations is a significant step beyond the homogenization of the PNP equations without flow in [114], and the same diffusivity correction tensors may still hold even in the presence of strong electrokinetic phenomena, as discussed in [135].

With these assumptions, the macroscopic transport equations have the following general form:

$$(1.1) \quad \text{Homogenized PNP System: } \begin{cases} \theta \partial_t c_0^\pm = \text{div} \left(\hat{D}(\mathbf{v}) \nabla c_0 + e z_\pm c_0^\pm \hat{M} \nabla \phi_0 \right) \\ -\text{div} (\hat{\epsilon}^0 \nabla \phi_0) = (c_0^+ - c_0^-) + \rho_s, \end{cases}$$

where c_0^+ and c_0^- are the densities of positively and negatively charged ions, respectively, e is the elementary charge, z_\pm are the charge numbers (ion valences with sign), ϕ_0 is the electrostatic potential, θ is the porosity, and the effective porous media correction tensors $\hat{D}(\mathbf{v})$, \hat{M} , and $\hat{\epsilon}^0$ for the diffusivity, mobility, and permittivity, respectively, are defined in (2.4). We note that convection by fluid flow enters in two different ways in (1.1), i.e., in the form of a diffusion-dispersion relation, which means $\hat{D}(\mathbf{v})$ (e.g., Taylor–Aris dispersion [11]) and in the form of a moving frame by $c_0^\pm = c_0^\pm(x - t\mathbf{v}^*t/r, t)$, where \mathbf{v}^* represents a suitably averaged fluid velocity; see also [7], for instance.

The case without fluid flow is obtained by setting $\mathbf{v} = \mathbf{0}$.

In the limit of thin double layers for isotropic media, our equations are physically equivalent to those proposed in recent work [40, 41, 42, 63, 79, 103, 124, 134] based on intuitive and physical reasoning for nanochannels or porous media, where the potential is determined implicitly by macroscopic electroneutrality, including not only the ions, but also the surface charge. Here, we derive more general PNP equations, valid for any double layer thickness, which preserve the form of Poisson’s equation with a modified effective permittivity, where the electric field is produced by the total charge density. Our multiscale approach allows us to systematically calculate the tensorial coefficients in the macroscopic equations accounting for different pore geometries defined by a periodic reference cell. By including locally periodic fluid flow, we also obtain a set of diffusion-dispersion relations, which generalize in some ways the classical approximation of Taylor–Aris dispersion [135]. The key assumption of local diffusive quasi-equilibrium holds in many situations, but not at very high currents (exceeding macroscopic diffusion limitation) where fast local convection leads to incomplete mixing at the pore scale [40, 42, 108].

In summary, our results show the following novel features:

- no linearization is used for the homogenization, only local thermodynamic equilibrium, which is consistent with the scale separation property of the material;
- the electric field is also considered to exist in a dielectric solid phase, which allows us to study the additional limit of an insulating porous matrix ($\alpha \rightarrow 0$);
- the porous media correction tensors are identified based on systematic physical considerations as coordinate transformations which define a new type of mean-field gradients rather than a diffusivity parameter that corrects the diffusion constant from free space to the porous media case;
- an ambipolar diffusion equation (an effective diffusion equation for binary salt) is derived for porous media by homogenization;
- diffusion-dispersion relations (mixing due to forced convection in a porous medium) are derived for the PNP system.

The article is organized as follows. We begin in section 1.1 by recalling the PNP equations for homogeneous bulk solutions. In section 1.2 we extend this coupled system toward a microscopic formulation in porous media. We state our main result of effective macroscopic (Stokes-)PNP equations in section 2. A formal proof by the multiple scale method with drift follows in section 3. We investigate physical implications of the new effective macroscopic Stokes-PNP system in section 4. That means we briefly discuss the effective diffusivity and mobility tensors and investigate the validity of Einstein's relation between them. We state conditions under which our results allow for an analytical computation of effective porous media coefficients in the case of straight channels in section 4.3 and briefly exemplify irregular channels in the same section. We discuss definitions of tortuosity in section 4.4 and derive the general ambipolar diffusion equation for a binary electrolyte in a charged porous medium in section 4.5. In section 4.6, we take the limit of thin double layers in the porous media PNP equations. In section 4.7, we suggest an approximate microstructural optimization of the effective conductivity of a symmetric binary electrolyte for parallel straight channels. In section 5, we conclude by discussing possible extensions and applications of our homogenized PNP equations.

1.1. Homogeneous media: Basic theory without fluid flow. We adopt the well-studied mathematical framework for dilute binary electrolytes [20, 22, 34, 71, 72, 95]. For simplicity, we restrict ourselves to the symmetric case $z = z^+ = -z^-$, $D = D_+ = D_-$, and $M = M_+ = M_-$ during the upscaling. An extension toward dilute, asymmetric binary electrolytes with arbitrary ionic charges $q_{\pm} = \pm z_{\pm} e$, diffusivities D_{\pm} , and mobilities M_{\pm} is subsequently considered in section 4.5. The variables z , z^+ , and z^- refer to valences of ions and e denotes the elementary charge. We motivate that generalizations toward incompressible fluid flow are studied analytically and computationally in [68, 100, 101, 113]. All equations subsequently considered are defined in a bounded, convex, and connected domain $\Omega \subset \mathbb{R}^N$ with $1 \leq N \leq 3$.

The concentrations of positively and negatively charged ions $c^{\pm}(x, t)$ evolve according to mass conservation laws

$$(1.2) \quad \partial_t c^{\pm} = -\operatorname{div}(-c^{\pm} M_{\pm} \nabla \mu_{\pm}) ,$$

where the classical Nernst–Planck fluxes (in parentheses) are expressed according to linear irreversible thermodynamics in terms of the gradients of the diffusional chemical potentials μ_{\pm} , given by the

$$(1.3) \quad \text{Dilute Solution Theory:} \quad \mu_{\pm} = kT \ln c^{\pm} \pm z_{\pm} e \phi.$$

The variable ϕ is the electrostatic potential, which describes the Coulomb interaction in a mean-field approximation. k denotes the Boltzmann constant, T the absolute temperature, and e the elementary charge. The coefficients D_{\pm} are the (tracer) diffusivities of the two ionic species. The mobilities, M_{\pm} , which give the drift velocity in response to an applied force, are then obtained by Einstein’s relation $M_{\pm} = \frac{D_{\pm}}{kT}$, which must hold for individual ions by the fluctuation-dissipation theorem. The total mean ionic charge density ρ controls the spatial variation of the potential ϕ through Poisson’s equation,

$$(1.4) \quad -\epsilon_s \Delta \phi = \rho := ze(c^+ - c^-),$$

where ϵ_s is the dielectric permittivity of the solution (roughly equal to that of the solvent), assumed to be a constant.

Next, we cast the equations in a dimensionless form using ℓ as a reference length scale and $t_D = \ell^2/D$ as the reference time scale. We use the thermal voltage $\frac{kT}{ze}$ as a scale for the electric potential. We introduce the reduced variables

$$(1.5) \quad \tilde{c}^+ = \frac{c^+}{\bar{c}}, \quad \tilde{c}^- = \frac{c^-}{\bar{c}}, \quad \tilde{\phi} = \frac{ze\phi}{kT}, \quad \tilde{x} = \frac{x}{\ell}, \quad \tilde{t} = \frac{t}{t_D}, \quad \tilde{\nabla} = \ell \nabla,$$

where \bar{c} is a reference concentration of ions, such as the nominal salt concentration of a quasi-neutral bulk electrolyte obtained from a large enough reservoir next to Ω , i.e., prior to its perfusion in the porous medium Ω . The reference solution could be removed or maintained in contact with the porous medium. We thus arrive at dimensionless PNP equations containing only the dimensionless parameter $\epsilon = \frac{\lambda_D}{\ell}$,

$$(1.6) \quad \begin{aligned} \partial_{\tilde{t}} \tilde{c}^+ &= \operatorname{div} \left(\tilde{\nabla} \tilde{c}^+ + \tilde{c}^+ \tilde{\nabla} \tilde{\phi} \right), \\ \partial_{\tilde{t}} \tilde{c}^- &= \operatorname{div} \left(\tilde{\nabla} \tilde{c}^- - \tilde{c}^- \tilde{\nabla} \tilde{\phi} \right), \\ -\epsilon^2 \tilde{\Delta} \tilde{\phi} &= \tilde{c}^+ - \tilde{c}^-, \end{aligned}$$

where $\epsilon := \frac{\lambda_D}{\ell}$ is a dimensionless parameter defined by the Debye screening length $\lambda_D := \left(\frac{\epsilon_f kT}{2z^2 e^2 \bar{c}} \right)^{1/2}$ for a symmetric binary electrolyte.

In our analysis below, we shall use dimensionless equations and drop the tilde accents for ease of notation.

1.2. Porous media: Microscopic formulation for strong forced convection. Here, we extend the system (1.6) toward fluid flow and perforated domains $\Omega^r \subset \mathbb{R}^N$ instead of the homogeneous $\Omega \subset \mathbb{R}^N$ from section 1.1. The dimensionless parameter $r > 0$ is defined by $r = \frac{l}{L}$, where l represents the characteristic pore size and L is the characteristic length of the porous medium; see Figure 1. The pores are defined by a single, periodic reference cell $Y := [0, l_1] \times [0, l_2] \times \cdots \times [0, l_N]$, $l_i \in \mathbb{R}_{\geq 0}^N$, which defines the characteristic pore geometry of the porous medium. Herewith, the characteristic pore size can be defined by $l := \sqrt{l_1^2 + l_2^2 + \cdots + l_N^2}$, for instance. A

Macro scale: (x_1, x_2) **Micro scale: (y_1, y_2)**

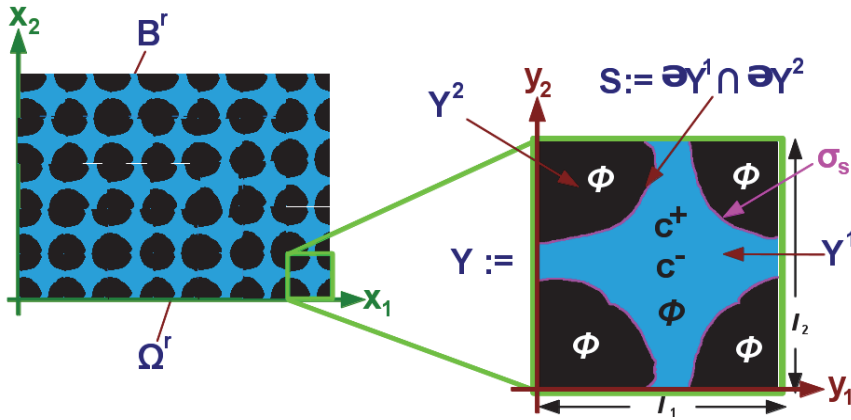


FIG. 1. *Left, macro scale: Domain $\Omega := \Omega^r \cup B^r$ with the solid-liquid interface $I^r := \partial\Omega^r \cap \partial B^r$. Right, micro scale: Periodic reference cell $Y := Y^1 \cup Y^2 := [0, l_1] \times [0, l_2]$ with solid-liquid interface $S := \partial Y^1 \cap \partial Y^2$. In case $\sigma_s \neq 0$, S is assumed to be smooth. The scaling parameter r defines the microscale by $y = x/r$ and measures the characteristic size of the heterogeneities. The upscaling then consists in passing to the limit $r \rightarrow 0$, i.e., the electrolyte and the solid phase are homogeneously mixed while keeping the corresponding volume fractions constant.*

well-accepted approximation is to periodically cover the macroscopic porous medium by the characteristic reference cell Y ; see Figure 1. The pore and the solid phase of the medium are denoted by Ω^r and B^r , respectively. These sets are defined by

$$(1.7) \quad \Omega^r := \bigcup_{\mathbf{z} \in \mathbb{Z}^N} r(Y^1 + \mathbf{z}) \cap \Omega, \quad B^r := \bigcup_{\mathbf{z} \in \mathbb{Z}^N} r(Y^2 + \mathbf{z}) \cap \Omega = \Omega \setminus \Omega^r,$$

where the subsets $Y^1, Y^2 \subset Y$ are defined such that Ω^r is a connected set. The domain $\Omega \subset \mathbb{R}^N$ in (1.7) is an open, bounded, connected, and convex subset for $1 \leq N \leq 3$. We will frequently apply the notation $\Omega_T := \Omega \times]0, T[$. We denote by $I^r := \Omega^r \cap B^r$ the solid-liquid interface that is assumed to be smooth if there is no surface charge σ_s present, i.e., $\sigma_s = 0$. Correspondingly, Y^1 stands for the pore phase (e.g., liquid or gas phase); see Figure 1.

We use dimensionless length and time variables (1.5) scaled to the length and time scales for diffusion across a homogeneous medium of characteristic length ℓ which allows us to vary the Debye length independent of the upscaling/homogenization and relative to a suitably chosen length scale such as the microscopic pore size l or the macroscopic length L of the porous medium satisfying $l \leq \ell \leq L$ and $l \ll L$. This ensures that the porous media approximation (by homogenization) is not affected by an additional thin or thick double-layer approximation.

We denote by $\mathbf{v} := \frac{\check{\mathbf{v}}}{V}$ the dimensionless fluid velocity for the reference velocity $V := |\check{\mathbf{v}}|$ and p is the associated pressure. As noted above, we consider only forced convection, so we assume a horizontal flow induced by \mathbf{e}_1 as in [7] for pure convection diffusion problems. The periodicity Assumption (AII) induces that the fluid has already reached equilibrium and does not allow for any net electro-osmotic flow. In fact, for consistency with Assumption (AII) and Assumption (AI), the electrostatic force on the fluid should be negligibly small compared to the constant driving force \mathbf{e}_1 . In this point we differ from [7], where charge transport is neglected.

ν denotes the normal on I^r pointing outward of the pore phase Ω^r and $\sigma_s(x/r)$ is Y -periodic. We denote by c_r^\pm the trivial extension by zero of the concentrations c^\pm in the Poisson equation (1.16)₇. $\mathbf{j}_r^\pm := \nabla c_r^\pm \pm c_r^\pm \nabla \phi_r - \text{Pe}_{loc}/r \mathbf{v} c_r^\pm$ represents the flux of positive and negatively charged species. Finally, we recall from [114, 115] that $\varepsilon(x) := \varepsilon^2 \chi_{\Omega^r}(x) + \alpha \chi_{\Omega \setminus \Omega^r}(x)$ with the dimensionless dielectric permittivity $\alpha := \frac{\varepsilon_m}{\varepsilon_f}$, where

$$(1.8) \quad \chi_\omega(x) = \begin{cases} 1, & x \in \omega, \\ 0 & \text{else,} \end{cases}$$

for $\omega \in \{\Omega^r, B^r\}$ and $\chi_\omega(x/r) = \chi_\omega(y)$ is Y -periodic. The variables ε_m and ε_f are the dielectric constants of the porous medium and of the electrolyte, respectively. For simplicity, we consider no-flux boundary conditions with respect to ion densities.

Hence, in deriving effective macroscopic PNP equations we work with the following macroscopic dimensionless variables:

$$(1.9) \quad \varepsilon = \frac{\lambda_D}{\ell}, \quad x = \frac{\bar{x}}{\ell}, \quad \nabla = \ell \bar{\nabla}, \quad t = \frac{\bar{t} D}{\ell^2}.$$

Since we consider here the case of charged porous media, the reference bulk salt concentration \bar{c} will be replaced with the averaged surface charge

$$\rho_s := \frac{1}{|Y|} \int_{\partial Y^1 \cap \partial Y^2} \sigma_s(y) d\sigma(y),$$

where $\sigma_s(y)$ is Y -periodic. As in the case without fluid flow [116], we assume scale separated electrochemical potentials in the sense of the following.

DEFINITION 1.1 (scale separation). *We assume that the electrochemical potentials $\mu_+(c_0^+(x, t), \phi_0(x, t))$ and $\mu_-(c_0^-(x, t), \phi_0(x, t))$ are scale separated, which means, for every $k \in \mathbb{N}$, $1 \leq k \leq N$,*

$$(1.10) \quad \frac{\partial \mu_\iota(c_0^\iota, \phi_0)}{\partial x_k} = \begin{cases} 0 & \text{on the reference cell } Y, \\ \frac{\partial \mu_\iota(c_0^\iota, \phi_0)}{\partial x_k} & \text{on the macroscale } \Omega, \end{cases}$$

for $\iota = +, -$, where $c_0^\pm(x, t)$ and $\phi_0(x, t)$ are the upscaled/slow variables solving the upscaled PNP system and do not depend on the fast microscale y here.

Remark 1 (local thermodynamic equilibrium). We note that Definition 1.1 characterizes the well-established concept of local thermodynamic equilibrium which plays a central role in the study of thermodynamic systems [38]. The physical meaning of (1.10) is that the macroscopic process (upscaled variables) is so slow on the micro scale Y that the (rapidly varying) local concentration and potential profiles are in quasi-equilibrium, i.e., with approximately constant electrochemical potentials.

We additionally consider periodic fluid flow which is assumed to induce a dominant convection by the following.

ASSUMPTION (AI) (large Péclet number). *Suppose that the dimensionless Péclet number satisfies*

$$(1.11) \quad \text{Pe} \sim \frac{\text{Pe}_{loc}}{r},$$

where $\text{Pe} := \frac{LV}{D} =: \frac{\text{Pe}_{loc}}{r}$.

Characterization (AI) describes the situation of dominant convection, i.e., $V \sim 1/r$. Before we can formulate our next assumption, we need to introduce the function spaces

$$\begin{aligned}
 V^1(\Omega) &:= \left\{ u \in H^1(\Omega) \mid \int_{\Omega} u \, d\mathbf{x} = 0 \right\}, \\
 (1.12) \quad H_{\sharp}^1(Y) &:= \overline{\left\{ u \in C^\infty(Y) \mid u(y) \text{ is } Y\text{-periodic and } \frac{1}{|Y|} \int_Y u(y) \, dy = 0 \right\}}^{H^1}, \\
 H_{\sharp}^1(\text{div}, Y) &:= \overline{\left\{ \mathbf{u} \in H_{\sharp}^1(Y, \mathbb{R}^N) \mid \text{div } \mathbf{u} = 0 \right\}}^{H^1},
 \end{aligned}$$

where $\overline{\{\cdot\}}^{H^1}$ denotes the closure with respect to the H^1 -norm. In a corresponding way, we apply the notation $L_{\sharp}^\infty(Y)$ below.

ASSUMPTION (AII). *The forced convection velocity*

$$(1.13) \quad \mathbf{u}_r(x, t) = \mathbf{v}(x/r)$$

is periodic with a divergence-free vector field $\mathbf{v}(y) \in H_{\sharp}^1(\text{div}, Y^1)$ satisfying

$$\begin{aligned}
 (1.14) \quad \max_{y \in \overline{Y^1}} |\mathbf{v}(y)| &\leq C, \quad \text{div}_y \mathbf{v}(y) = 0 \quad \text{in } Y^1, \\
 \mathbf{v}(y) \cdot \boldsymbol{\nu}(y) &= 0 \quad \text{on } S := \partial Y^1 \cap \partial Y^2.
 \end{aligned}$$

We also assume that the interface is smooth enough in order to allow for a surface two-scale limit [8]. Hence, we make the following assumption.

ASSUMPTION (AIII). *We suppose that the interface I^r is smooth. Moreover, the initial conditions for the concentrations satisfy the compatibility condition (global electroneutrality)*

$$(1.15) \quad \int_{\Omega^r} c^+ - c^- \, dx = \int_{I^r} \sigma_s \, do(x).$$

We collect the macroscopic boundary conditions on $\partial\Omega$ in the next assumption.

ASSUMPTION (AIV) (academic boundary conditions). *Let the field vector $\mathbf{u}_r := [\mathbf{v}, c_r^+, c_r^-, \phi_r]^t$, which solves (1.16), satisfy homogeneous Dirichlet boundary conditions on $\partial\Omega$ for the quantities u_r^ι with $\iota = 1, 2, 3$ and no-flux boundary conditions for u_r^4 .*

Finally, Assumptions (AI)–(AIII) allow us to formulate the microscopic porous media formulation as follows:

$$(1.16) \quad (\text{micro}) \quad \begin{cases} -\Delta_y \mathbf{v} + \nabla_y p = -\mathbf{e}_1 & \text{in } Y^1, \\ \text{div}_y \mathbf{v} = 0 & \text{in } Y^1, \\ \mathbf{v} = 0 & \text{on } S, \\ \mathbf{v}, q & \text{are } Y\text{-periodic,} \\ \frac{\partial c_r^\pm}{\partial t} = \text{div} \left(\nabla c_r^\pm \pm c_r^\pm \nabla \phi_r - \frac{\text{Pe}_{loc}}{r} \mathbf{v}(x/r, t) c_r^\pm \right) & \text{in } \Omega_T^r, \\ \mathbf{j}_r^\pm \cdot \boldsymbol{\nu} = 0 & \text{on } \partial\Omega_T^r \setminus \partial\Omega, \\ -\text{div} (\varepsilon(x/r) \nabla \phi_r) = c_r^+ - c_r^- & \text{in } \Omega_T, \\ \phi_r|_{\Omega^r} = \phi_r|_{B^r} & \text{on } I^r \times]0, T[, \\ [\varepsilon(x/r) (\boldsymbol{\nu} \cdot \nabla) \phi_r] = r \rho_s(x/r) & \text{on } I^r \times]0, T[. \end{cases}$$

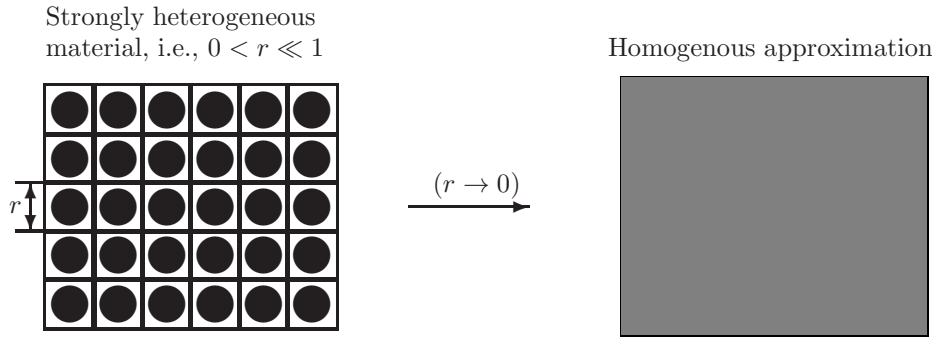


FIG. 2. Left: A composite material whose characteristic heterogeneity has the length r . Middle: Passing to the limit $r \rightarrow 0$ under constant volume fraction between circle and square. Right: The limit problem is obtained by the method of an asymptotic multiscale expansion with drift.

Remark 2. We note that in (1.16)₇, the concentrations c^\pm are extended by zero in the solid phase B^r based on the physical grounds since we do not model charge transport in the solid phase, which therefore becomes electrically neutral. In rigorous mathematical studies, however, one generally applies an abstract extension operator T_s as introduced in [3], for instance.

In the next section, we present our main result.

2. Main results: Effective macroscopic porous media approximation.

Based on the microscopic considerations in the previous section 1.2, we can state our main result, which is the upscaling of (1.16) based on a multiscale expansion with drift as depicted in Figure 2 and derived in section 3.

THEOREM 2.1. *Under Assumptions (AI)–(AIV) and for $\sigma_s \in L^\infty(Y)$, the solution $\mathbf{u}_r := [\mathbf{v}, c_r^+, c_r^-, \phi_r]'$ of problem (1.16) admits for $\iota = 2, 3, 4$ the leading order representation*

$$(2.1) \quad \mathbf{u}_r^\iota = \mathbf{u}_0^\iota(x - t\mathbf{v}^*/r, t) - r \sum_{j=1}^N \xi^{\iota j}(x/r) \frac{\partial \mathbf{u}_0^\iota(x - t\mathbf{v}^*/r, t)}{\partial x_j} + \mathcal{O}(r^2) \quad \text{for } \iota = 2, 3, 4,$$

where $\xi^{\iota j}(y) \in H_\#^1(Y^1)$ for $\iota = 2, 3$ and $\xi^{4j}(y) \in H_\#^1(Y)$ solve the following reference cell problems in the distributional sense:

$$(2.2) \quad \begin{cases} -\sum_{i,j=1}^N \frac{\partial}{\partial y_i} \left(\delta_{ij} \frac{\partial}{\partial y_j} \xi^{\iota j}(y) \right) + \text{Pe}_{loc}(\mathbf{v} \cdot \nabla_y) \xi^{\iota j} \\ \quad = -\sum_{i,j=1}^N \frac{\partial}{\partial y_i} \left(\delta_{ij} \frac{\partial}{\partial y_j} \xi^{4j}(y) \right) + (\mathbf{v}_j^* - \text{Pe}_{loc} \mathbf{v}_j) & \text{in } Y^1, \\ \mathbf{v} \cdot ((\nabla_y \xi^{\iota j}(y) - \mathbf{e}_i) + (\nabla_y \xi^{4j}(y) - \mathbf{e}_i) + \text{Pe}_{loc} \mathbf{v} \xi^{\iota j}) = 0 & \text{on } S, \\ -\sum_{i,j=1}^N \frac{\partial}{\partial y_i} \left(\varepsilon(y) \delta_{ij} \frac{\partial}{\partial y_j} \xi^{4j}(y) \right) = 0 & \text{in } Y, \end{cases}$$

where δ_{ij} stands for the Kronecker δ . The field $\mathbf{u}_0 := [\mathbf{v}, c_0^+, c_0^-, \phi_0]' \in H_\#^1(\text{div}, Y^1) \times [H_0^1(\Omega)]^2 \times V^1(\Omega)$ forms a solution of the following:

$$(2.3) \quad \text{Upscaled System: } \begin{cases} \theta \partial_t \mathbf{u}_0^\iota - \text{div}(\hat{\mathbf{D}}(\mathbf{v}) \nabla \mathbf{u}_0^\iota) - \text{div}(z_\iota \mathbf{u}_0^\iota \hat{\mathbf{M}} \nabla \mathbf{u}_0^4) = 0 & \text{in } \Omega_T, \\ -\text{div}(\varepsilon^0 \nabla \mathbf{u}_0^4) = (\mathbf{u}_0^1 - \mathbf{u}_0^2) + \rho_s & \text{in } \Omega_T, \end{cases}$$

where $\theta := \frac{|Y^1|}{|Y|}$ defines the porosity, \mathbf{v} solves (1.16)₁–(1.16)₄, and u_0^ι satisfies the boundary conditions stated in Assumption (AIV). The diffusion-dispersion correction tensor $\hat{D}(\mathbf{v}) := \{d_{kl}(\mathbf{v}_i)\}_{1 \leq k, l \leq N}$, the electroconvection correction tensor $\hat{M} := \{m_{kl}\}_{1 \leq k, l \leq N}$, and the effective electric permittivity tensor $\hat{\epsilon}^0 := \{\epsilon_{kl}^0\}_{1 \leq k, l \leq N}$ are defined by

$$\begin{aligned}
 d_{ik}(\mathbf{v}_i) &:= \frac{1}{|Y^1|} \int_{Y^1} (\delta_{ik} (1 + \text{Pe}_{loc}(\bar{\mathbf{v}}_i - \mathbf{v}_i)\xi^{\iota_k}) - \delta_{ij} \partial_{y_j} \xi^{\iota_k}) \, dy, \\
 m_{ik} &:= \frac{1}{|Y^1|} \int_{Y^1} \{\delta_{ik} - \delta_{ij} \partial_{y_j} \xi^{4k}(y)\} \, dy, \\
 \epsilon_{ik}^0 &:= \frac{1}{|Y|} \int_Y \varepsilon(y) \{\delta_{ik} - \delta_{ij} \partial_{y_j} \xi^{4k}(y)\} \, dy,
 \end{aligned}
 \tag{2.4}$$

where

$$\bar{\mathbf{v}}_i := \frac{1}{|Y^1|} \int_{Y^1} \mathbf{v}_i(y) \, dy =: \frac{\mathbf{v}_i^*}{\text{Pe}_{loc}}.
 \tag{2.5}$$

Finally, the surface charge density per volume ρ_s is determined by

$$\rho_s := \frac{1}{|Y|} \int_{\partial Y^1 \cap \partial Y^2} \sigma_s(y) \, dy.
 \tag{2.6}$$

Remark 3. (i) Theorem 2.1 can be immediately stated without fluid flow by setting $\mathbf{v} = \mathbf{0}$. We also emphasize that the upscaled quantities u_0^ι for $\iota = 2, 3, 4$ have to be understood with respect to a frame moving with average velocity \mathbf{v}^* , i.e., $u_0^\iota(x - t\mathbf{v}^*/r, t)$. This is also the reason why (2.3) does not show an advective term.

(ii) We note that it is not possible to derive (2.3) by volume-averaging or the representative volume method, since the system (1.6) is nonlinear. Moreover, these approaches cannot account for possible source terms or boundary conditions.

We prove this theorem by the multiscale expansion method with drift [7, 82]. The strength of this method is that it allows us to systematically derive the physically relevant diffusion-dispersion relations (Taylor–Aris dispersion). We discuss this result and its physical implications in section 4.

3. Formal derivation of Theorem 2.1. Following along the lines of [115], we first define spatial differential operators arising by the multiscale approach independent of fluid flow. As a consequence, variables depending on the heterogeneity parameter r depend on the macroscale x as well as the microscale $y := x/r$. We define the operators

$$\left\{ \begin{aligned}
 \mathcal{A}_r \psi_r(x) &:= - \sum_{i,j=1}^N \frac{\partial}{\partial x_i} \left(\varepsilon(x/r) \delta_{ij} \frac{\partial \psi_r}{\partial x_j} \right) \\
 &= [(r^{-2} \mathcal{A}_0 + r^{-1} \mathcal{A}_1 + \mathcal{A}_2) \psi] (x, x/r), \\
 \mathcal{B}_r \psi_r(x) &:= - \sum_{i,j=1}^N \frac{\partial}{\partial x_i} \left(\delta_{ij} \frac{\partial \psi_r}{\partial x_j} \right) \\
 &= [(r^{-2} \mathcal{B}_0 + r^{-1} \mathcal{B}_1 + \mathcal{B}_2) \psi] (x, x/r), \\
 \mathcal{B}_r^4 \psi_r(x) &:= - \sum_{i,j=1}^N \frac{\partial}{\partial x_i} \left(z_i \psi_r \delta_{ij} \frac{\partial \psi_r}{\partial x_j} \right) \\
 &= [(r^{-2} \mathcal{B}_0^4 + r^{-1} \mathcal{B}_1^4 + \mathcal{B}_2^4) \psi] (x, x/r) \quad \text{for } \iota = 1, 2,
 \end{aligned} \right.
 \tag{3.1}$$

where \mathcal{A}_i are related to the Poisson equation and for $i = 0, 1, 2$ defined by

$$\begin{aligned}
 \mathcal{A}_0 &:= - \sum_{i,j=1}^N \frac{\partial}{\partial y_i} \left(\varepsilon(y) \delta_{ij} \frac{\partial}{\partial y_j} \right), \\
 \mathcal{A}_1 &:= - \sum_{i,j=1}^N \frac{\partial}{\partial x_i} \left(\varepsilon(y) \delta_{ij} \frac{\partial}{\partial y_j} \right) - \sum_{i,j=1}^N \frac{\partial}{\partial y_i} \left(\varepsilon(y) \delta_{ij} \frac{\partial}{\partial x_j} \right), \\
 \mathcal{A}_2 &:= - \sum_{i,j=1}^N \frac{\partial}{\partial x_i} \left(\varepsilon(y) \delta_{ij} \frac{\partial}{\partial x_j} \right),
 \end{aligned}
 \tag{3.2}$$

The operators \mathcal{B}_i and \mathcal{B}_i^4 related to the Nernst–Planck equations are defined for $i = 0, 1, 2$ by

$$\begin{aligned}
 \mathcal{B}_0 &:= - \sum_{i,j=1}^N \frac{\partial}{\partial y_i} \left(\delta_{ij} \frac{\partial}{\partial y_j} \right), \\
 \mathcal{B}_1 &:= - \sum_{i,j=1}^N \frac{\partial}{\partial x_i} \left(\delta_{ij} \frac{\partial}{\partial y_j} \right) - \sum_{i,j=1}^N \frac{\partial}{\partial y_i} \left(\delta_{ij} \frac{\partial}{\partial x_j} \right), \\
 \mathcal{B}_2 &:= - \sum_{i,j=1}^N \frac{\partial}{\partial x_i} \left(\delta_{ij} \frac{\partial}{\partial x_j} \right), \\
 \mathcal{B}_0^4 &:= -z_\iota \sum_{i,j=1}^N \frac{\partial}{\partial y_i} \left(\delta_{ij} \frac{\partial u_0^4}{\partial y_j} \right), \\
 \mathcal{B}_1^4 &:= -z_\iota \sum_{i,j=1}^N \frac{\partial}{\partial x_i} \left(\delta_{ij} \frac{\partial u_0^4}{\partial y_j} \right) - z_\iota \sum_{i,j=1}^N \frac{\partial}{\partial y_i} \left(\delta_{ij} \frac{\partial u_0^4}{\partial x_j} \right) - z_\iota \sum_{i,j=1}^N \frac{\partial}{\partial y_i} \left(\delta_{ij} \frac{\partial u_1^4}{\partial y_j} \right), \\
 \mathcal{B}_2^4 &:= - \sum_{i,j=1}^N \frac{\partial}{\partial x_i} \left(\delta_{ij} \frac{\partial u_0^4}{\partial x_j} \right) - z_\iota \sum_{i,j=1}^N \frac{\partial}{\partial x_i} \left(\delta_{ij} \frac{\partial u_1^4}{\partial y_j} \right) \\
 &\quad - z_\iota \sum_{i,j=1}^N \frac{\partial}{\partial y_i} \left(\delta_{ij} \frac{\partial u_1^4}{\partial x_j} \right) - z_\iota \sum_{i,j=1}^N \frac{\partial}{\partial y_i} \left(\delta_{ij} \frac{\partial u_2^4}{\partial y_j} \right).
 \end{aligned}
 \tag{3.3}$$

The definitions (3.1), (3.2), and (3.3) allow us to obtain the following sequence of problems for periodic flow as described in (1.16) by equating terms of equal power in r :

$$\mathcal{O}(r^{-2}) : \begin{cases} \mathcal{B}_0 u_0^t + \mathcal{B}_0^4 u_0^t + \text{Pe}_{loc}(\mathbf{v} \cdot \nabla_y) u_0^t = 0 & \text{in } Y^1, \\ u_0^t \text{ is } Y^1\text{-periodic,} \\ \mathcal{A}_0 u_0^4 = 0 & \text{in } Y, \\ u_0^4 \text{ is } Y\text{-periodic,} \end{cases}
 \tag{3.4}$$

$$(3.5) \quad \mathcal{O}(r^{-1}) : \begin{cases} (\mathcal{B}_0 + \mathcal{B}_0^4) u_1^t + \text{Pe}_{loc}(\mathbf{v} \cdot \nabla_y) u_1^t \\ \quad = -(\mathcal{B}_1 + \mathcal{B}_1^4) u_0^t + (\mathbf{v}^* - \text{Pe}_{loc} \mathbf{v}) \cdot \nabla_x u_0^t & \text{in } Y^1, \\ u_1^t \text{ is } Y^1\text{-periodic,} \\ \mathcal{A}_0 u_1^4 = -\mathcal{A}_1 u_0^4 & \text{in } Y, \\ u_1^4 \text{ is } Y\text{-periodic,} \end{cases}$$

$$(3.6) \quad \mathcal{O}(1) : \begin{cases} (\mathcal{B}_0 + \mathcal{B}_0^4) u_2^t + \text{Pe}_{loc}(\mathbf{v} \cdot \nabla_y) u_2^t \\ \quad = -(\mathcal{B}_1 + \mathcal{B}_1^4) u_1^t + \text{Pe}_{loc}(\bar{\mathbf{v}} - \mathbf{v}) \cdot \nabla_x u_1^t \\ \quad - (\mathcal{B}_2 + \mathcal{B}_2^4) u_0^t - \partial_t u_0^t & \text{in } Y^1, \\ u_2^t \text{ is } Y^1\text{-periodic,} \\ \mathcal{A}_0 u_2^4 = (u_0^1 - u_0^2) - \mathcal{A}_1 u_1^4 - \mathcal{A}_2 u_0^4 & \text{in } Y, \\ u_2^4 \text{ is } Y\text{-periodic.} \end{cases}$$

Using (3.2), (3.3), and the interfacial boundary conditions, we can rewrite (3.4) more intuitively by

$$(3.7) \quad \begin{cases} -\Delta_y u_0^1 - \text{div}_y (z_1 u_0^1 \nabla_y u_0^4) + \text{Pe}_{loc}(\mathbf{v} \cdot \nabla_y) u_0^1 = 0 & \text{in } Y^1, \\ \boldsymbol{\nu} \cdot (\nabla_y u_0^1 + z_1 u_0^1 \nabla_y u_0^4 + \text{Pe}_{loc} \mathbf{v} \cdot u_0^1) = 0 & \text{on } S, \\ -\Delta_y u_0^2 - \text{div}_y (z_2 u_0^2 \nabla_y u_0^4) + \text{Pe}_{loc}(\mathbf{v} \cdot \nabla_y) u_0^2 = 0 & \text{in } Y^1, \\ \boldsymbol{\nu} \cdot (\nabla_y u_0^2 + z_2 u_0^2 \nabla_y u_0^4 + \text{Pe}_{loc} \mathbf{v} \cdot u_0^2) = 0 & \text{on } S, \\ -\text{div}_y (\varepsilon(y) \nabla_y u_0^4) = 0 & \text{in } Y. \end{cases}$$

It is now standard to deduce from (3.7) that $u_0^1(x, y, t) = u_0^1(x, t)$ and $u_0^2(x, y, t) = u_0^2(x, t)$. Next, we search for the explicit form of (3.5), i.e.,

$$(3.8) \quad \begin{cases} -\Delta_y u_1^t - \text{div}_y (z_\iota u_0^t \nabla_y u_1^4) + \text{Pe}_{loc}(\mathbf{v} \cdot \nabla_y) u_1^t \\ \quad = \text{div}_y \nabla_x u_0^t + \text{div}_y (z_\iota u_0^t \nabla_x u_0^4) + (\mathbf{v}^* - \text{Pe}_{loc} \mathbf{v}) \cdot \nabla_x u_0^t & \text{in } Y^1, \\ \boldsymbol{\nu} \cdot \nabla_y (u_1^t + z_\iota u_0^t \nabla_y u_1^4 + \text{Pe}_{loc} \mathbf{v} u_1^t \\ \quad + \nabla_x u_0^t + z_\iota u_0^t \nabla_x u_0^4) = 0 & \text{on } S, \\ -\text{div}_y (\varepsilon(y) \nabla_y u_1^4) = \text{div}_x (\varepsilon(y) \nabla_x u_0^4) + \text{div}_y (\varepsilon(y) \nabla_x u_0^4) & \text{in } Y, \end{cases}$$

where $\iota = 2, 3$. For $\iota = 2, 3, 4$, we make the ansatz [7, 82]

$$(3.9) \quad u_1^t = \sum_{j=1}^N \frac{\partial u_0^t}{\partial x_j} (x - t\mathbf{v}^*/r, t) \xi^{\iota j}(y),$$

which allows us to rewrite (3.8)₁ and (3.8)₂ as

$$(3.10) \quad \begin{cases} -\sum_{i,j=1}^N \frac{\partial}{\partial y_i} \left(\delta_{ij} \frac{\partial}{\partial y_j} \xi^{\iota j}(y) \right) + \text{Pe}_{loc}(\mathbf{v} \cdot \nabla_y) \xi^{\iota j} \\ \quad = -\sum_{i,j=1}^N \frac{\partial}{\partial y_i} \left(\delta_{ij} \frac{\partial}{\partial y_j} \xi^{4j}(y) \right) + (\mathbf{v}_j^* - \text{Pe}_{loc} \mathbf{v}_j) & \text{in } Y^1, \\ \boldsymbol{\nu} \cdot ((\nabla_y \xi^{\iota j}(y) - \mathbf{e}_i) + (\nabla_y \xi^{4j}(y) - \mathbf{e}_i) + \text{Pe}_{loc} \mathbf{v} \xi^{\iota j}) = 0 & \text{on } S, \\ \xi^{\iota j}(y) \text{ is } Y\text{-periodic in } y \text{ and } \int_{Y^1} \xi^{\iota j}(y) dy = 0, \\ -\sum_{i,j=1}^N \frac{\partial}{\partial y_i} \left(\varepsilon(y) \delta_{ij} \frac{\partial}{\partial y_j} \xi^{4j}(y) \right) = 0 & \text{in } Y, \\ \xi^{4j}(y) \text{ is } Y\text{-periodic in } y \text{ and } \int_Y \xi^{4j}(y) dy = 0, \end{cases}$$

where we used the local thermodynamic equilibrium property introduced in Definition 1.1. Next, we guarantee the solvability of (3.10) via the following Fredholm alternative (see [7], for instance): Up to an additive constant, the boundary value problem

$$(3.11) \quad \begin{cases} \text{Pe}_{loc}(\mathbf{v} \cdot \nabla_y)w - \Delta_y w = h(y) & \text{in } Y^1, \\ \boldsymbol{\nu} \cdot ((\nabla_y w - \mathbf{e}_j) + \text{Pe}_{loc} \mathbf{v} w) = g(y) & \text{on } S, \\ w \text{ is } Y^1\text{-periodic,} \end{cases}$$

has a unique solution $w \in H^1(Y^1)$ if and only if the following compatibility condition holds:

$$(3.12) \quad \int_{Y^1} h(y) dy = \int_{\partial Y^1} g(y) do(y),$$

where $do(y)$ denotes the surface measure on S .

Via (3.10) we recognize that

$$(3.13) \quad \begin{aligned} h(y) &:= -\Delta_y \xi^{4j} + (\mathbf{v}_j^* - \text{Pe}_{loc} \mathbf{v}_j), \\ g(y) &:= -\boldsymbol{\nu} (\nabla_y \xi^{4j} - \mathbf{e}_j), \end{aligned}$$

such that the compatibility condition (3.12) becomes

$$(3.14) \quad \mathbf{v}_j^* := \frac{\text{Pe}_{loc}}{|Y^1|} \int_{Y^1} \mathbf{v}_j(y) dy,$$

which is slightly different from [7] since we do not consider reactions. Let us turn now to the last reference cell problem (3.6) which has the explicit form

$$(3.15) \quad \begin{cases} \begin{aligned} &-\Delta_y u_2^t + \text{Pe}_{loc}(\mathbf{v} \cdot \nabla_y)u_2^t \\ &= \text{div}_y \nabla_x u_1^t + \text{div}_x \nabla_y u_1^t + \text{div}_y (z_\iota u_1^t \nabla_x u_0^4) + \text{div}_y (z_\iota u_1^t \nabla_x u_1^4) \\ &+ \text{Pe}_{loc}(\bar{\mathbf{v}} - \mathbf{v}) \cdot \nabla_x u_1^t + \Delta_x u_0^t + \text{div}_x (z_\iota u_0^t \nabla_x u_0^4) + \text{div}_x (z_\iota u_0^t \nabla_y u_1^4) \\ &+ \text{div}_y (z_\iota u_0^t \nabla_x u_1^4) + \text{div}_y (z_\iota u_0^t \nabla_y u_2^4) - \partial_t u_0^t \end{aligned} & \text{in } Y^1, \\ \boldsymbol{\nu} \cdot (\nabla_y u_2^t - \text{Pe}_{loc} \mathbf{v} u_2^t) = 0 & \text{on } S, \\ u_2^t \text{ is } Y\text{-periodic in } y, & \\ -\Delta_y u_2^4 = (u_0^1 - u_0^2) + \text{div}_x \nabla_y u_1^4 + \text{div}_y \nabla_x u_1^4 + \Delta_x u_0^4 & \text{in } Y, \\ u_2^4 \text{ is } Y\text{-periodic in } y. & \end{cases}$$

The Fredholm alternative implies the following compatibility condition on (3.15)₁:

$$(3.16) \quad \int_{Y^1} \text{Pe}_{loc}(\bar{\mathbf{v}} - \mathbf{v}) \cdot \nabla_x u_1^t + \text{div}_x \nabla_y u_1^t + \Delta_x u_0^t - \partial_t u_0^t + \text{div}_x (z_\iota u_0^t \nabla_x u_0^4) + \text{div}_x (z_\iota u_0^t \nabla_y u_1^4) dy = 0.$$

We rewrite (3.16) by its components such that we can determine the upscaled diffusion and mobility tensors. We obtain

$$\begin{aligned}
 \frac{|Y^1|}{|Y|} \partial_t u_0^t - \sum_{i,j,k=1}^N \left(\frac{1}{|Y|} \int_{Y^1} \left\{ \delta_{ik} - \delta_{ij} \frac{\partial \xi^{\ell k}}{\partial y_j} \right\} dy \right) \frac{\partial^2 u_0^t}{\partial x_i \partial x_k} \\
 - \sum_{i,k=1}^N \left(\frac{1}{|Y|} \int_{Y^1} \text{Pe}_{loc}(\bar{v}_i - v_i) \xi^{\ell k} dy \right) \frac{\partial^2 u_0^t}{\partial x_i \partial x_k} \\
 - \sum_{i,k,j=1}^N \frac{1}{|Y|} \int_{Y^1} \frac{\partial}{\partial x_i} \left(z_\ell u_0^t \left\{ \delta_{ik} - \delta_{ij} \frac{\partial \xi^{\ell k}}{\partial y_j} \right\} \right) dy = 0.
 \end{aligned}
 \tag{3.17}$$

The structure of (3.17) suggests that we define the following diffusion-dispersion correction tensor $\hat{D} := \{d_{ik}\}_{1 \leq i,k \leq N}$ and mobility correction tensor $\hat{M} := \{m_{ik}\}_{1 \leq i,k \leq N}$:

$$\begin{aligned}
 d_{ik} &:= \frac{1}{|Y|} \int_{Y^1} \left(\delta_{ik} (1 + \text{Pe}_{loc}(\bar{v}_i - v_i) \xi^{\ell k}) - \delta_{ij} \frac{\partial \xi^{\ell k}}{\partial y_j} \right) dy, \\
 m_{ik} &:= \frac{1}{|Y|} \int_{Y^1} \left(\delta_{ik} - \sum_{j=1}^N \delta_{ij} \frac{\partial \xi^{\ell k}}{\partial y_j} \right) dy.
 \end{aligned}
 \tag{3.18}$$

The nonstandard form of the effective diffusion coefficient requires to verify the positive definiteness of the tensor \hat{D} . In fact, it is enough to show the nonnegativity of

$$\begin{aligned}
 \int_{Y^1} \text{Pe}_{loc}(\bar{v}_j - v_j) \delta_{jk} \xi^{\ell k} dy &= \sum_{i,j=1}^N \int_{Y^1} \delta_{ij} \frac{\partial}{\partial y_j} \xi^{\ell j} \frac{\partial \xi^{\ell k}}{\partial y_i} dy + \text{Pe}_{loc} \int_{Y^1} \mathbf{v} \cdot \nabla_y \xi^{\ell j} dy \\
 &\quad - \sum_{i,j=1}^N \int_{Y^1} \delta_{ij} \frac{\partial}{\partial y_j} \xi^{\ell j} \frac{\partial}{\partial y_i} \xi^{\ell k} dy \\
 &= \sum_{i,j=1}^N \int_{Y^1} \delta_{ij} \frac{\partial}{\partial y_j} \xi^{\ell k} \frac{\partial \xi^{\ell k}}{\partial y_i} dy = \|\nabla_y \xi^{\ell k}\|_{L^2(Y^1)}^2 \geq 0.
 \end{aligned}
 \tag{3.19}$$

Hence, if we define the porosity as $\theta := \frac{|Y^1|}{|Y|}$ and apply the definitions (3.18) in (3.17), then we end up with effective macroscopic Nernst–Planck equations

$$\theta \frac{\partial}{\partial t} u_0^t - \text{div} \left(\hat{D} \nabla u_0^t \right) - \text{div} \left(z_\ell u_0^t \hat{M} \nabla u_0^t \right) = 0.
 \tag{3.20}$$

It remains to upscale the contributions of the surface charge (1.16)₉. A similar problem in a different context has been studied by the surface two-scale convergence result established in [8, 88]. Hence, we write problem (1.16)₇–(1.16)₉ in integrated form, i.e.,

$$- \int_{\Omega} \text{div}(\varepsilon(x/r) \nabla \phi_r) dx = \int_{\Omega} c_r^+ - c_r^- dx - \int_{I^r} \hat{\varepsilon}(x/r) \nabla \phi_r \mathbf{n} do(x).
 \tag{3.21}$$

With the boundary condition (1.16)₉, (3.21) reduces to

$$- \int_{\Omega} \text{div}(\varepsilon(x/r) \nabla \phi_r) dx = \int_{\Omega} c_r^+ - c_r^- dx + r \int_{I^r} \sigma_s do(x),
 \tag{3.22}$$

where the boundary conditions on I^r need to be scaled by r as motivated in [8, 88]. Next, we pass to the limit $r \rightarrow 0$ in the first two terms in (3.22) as in [114]. Hence, the remaining term has the usual homogenization property

$$(3.23) \quad r \int_{I^r} \sigma_s(x/r) \varphi_r \, do(x) \rightarrow \frac{1}{|Y|} \int_{\partial Y^1 \cap \partial Y^2} \sigma_s(y) \, do(y)$$

in the limit $r \rightarrow 0$. This finally leads to the upscaled Poisson equation (1.16)₉.

4. Physical aspects of the effective porous media system (2.3).

4.1. Einstein’s relation and the mean-field approximation. The upscaled PNP equations demonstrate that Einstein’s relation between diffusion D and mobility M coefficient, i.e., $M = \frac{D}{kT}$, which holds for the microscopic equations, does not hold with respect to the porous media correction tensors \hat{D} and \hat{M} , except in the special case of an insulating solid matrix without fluid flow (discussed below). At first, this may appear to be physically inconsistent, since we seem to lose the gradient flow structure (1.2), as well as the Boltzmann distribution for ion densities in thermodynamic equilibrium with the electrostatic potential. However, there are several ways to understand this mathematical result and its validity in physical terms.

One physical interpretation is that the tensors \hat{D} and \hat{M} are not corrections of the transport coefficients, as generally assumed and proclaimed in homogenization theory, but rather corrections of the gradient operators. This view is consistent with the engineering notion of tortuosity (discussed below) as a rescaling of the physical length for transport, only we see that for the full PNP equations, there is a separate correction tensor to define each “mean-field gradient.” To clarify this perspective, we may define the mean-field approximations

$$(4.1) \quad \begin{aligned} \overline{\nabla \ln c^\pm} &:= \hat{D} \nabla \ln c^\pm = \frac{1}{c^\pm} \hat{D} \nabla c^\pm =: \frac{1}{c^\pm} \overline{\nabla c^\pm}, \\ \overline{\nabla \phi} &:= \hat{M} \nabla \phi, \end{aligned}$$

which lead in the dimensional case to

$$(4.2) \quad \begin{aligned} D_\pm \hat{D} \nabla c^\pm + kT z_\pm c^\pm M_\pm \hat{M} \nabla \phi &= c^\pm \left(D_\pm \overline{\nabla \ln c^\pm} + kT z_\pm M_\pm \overline{\nabla \phi} \right) \\ &= kT c^\pm M_\pm \overline{\nabla \mu_\pm}. \end{aligned}$$

Moreover, via (4.1) we define the mean-field gradient of the chemical potential by

$$(4.3) \quad \overline{\nabla \mu_\pm} := \frac{1}{kT} \frac{\delta \mu_\pm}{\delta c^\pm} \overline{\nabla c^\pm} + \frac{\delta \mu_\pm}{\delta \phi} \overline{\nabla \phi} = \frac{1}{kT} \frac{\delta \mu_\pm}{\delta c^\pm} \hat{D} \nabla c^\pm + \frac{\delta \mu_\pm}{\delta \phi} \hat{M} \nabla \phi,$$

where $\frac{\delta \mu_\pm}{\delta \phi}$ and $\frac{\delta \mu_\pm}{\delta c^\pm}$ denote the variational derivatives of μ_\pm . This allows us to recover the gradient flow (1.2) for dimensional quantities, i.e.,

$$(4.4) \quad \partial_t c^\pm = -\operatorname{div} \left(-c^\pm D_\pm \overline{\nabla \mu_\pm} \right),$$

where $M_\pm = \frac{D_\pm}{kT}$. We remark that the mean-field approximation (4.3) only makes sense with respect to the gradient of the chemical potential. This fact is a direct consequence of the asymptotic two-scale expansion method. Therefore, the chemical potentials μ_\pm remain unchanged, and hence Boltzmann’s distribution for the ion densities still holds in thermodynamic equilibrium for the assumed dilute solution.

Formula (4.3) also provides a general framework for obtaining mean-field approximations of arbitrary diffusional chemical potentials that are defined variationally from free energy functionals for concentrated solutions [18,49].

It may still seem problematic that the upscaled equations do not always predict Boltzmann's distribution in steady state, but this finding also makes sense from the perspective of statistical averaging. If a nonlinear relationship such as Boltzmann's distribution, $c = \exp(-ze\phi/kT)$, holds at every microscopic point, then there is no guarantee that the same relationship holds for various reasonable definitions of spatially averaged variables, $\langle c \rangle \neq \exp(-ze\langle \phi \rangle/kT)$. Insisting that this relationship holds (along with Einstein's relation) at the macroscopic scale is a particular mean-field approximation, which happens to differ from that provided by mathematical homogenization theory. The distinction lies in the way the statistically averaged concentration and potential variables and their gradients are defined.

Einstein's relation holds (by construction) whenever the electrostatic potential is defined as the "potential of mean force." The total ionic flux can then be written as the gradient of an electrochemical potential, which has the following general definition in a concentrated solution:

$$(4.5) \quad \mu = \mu_{ref} + kT \ln a + ze\Phi,$$

where a is the chemical activity, measuring the free energy change from a reference state of chemical potential μ_{ref} when $\Phi = 0$. This form is the only one consistent with thermodynamics and leads to the Donnan equilibrium potential across a membrane between two electrolytes and the Nernst equation for the equilibrium voltage of a Faradaic charge-transfer reaction at an electrode [18]. Equilibrium corresponds to $\mu = \text{constant}$ with the generalized Boltzmann distribution, $a \propto \exp(-ze\Phi/kT)$. In a uniform dilute solution, concentration replaces activity, and $\Phi = \phi$ is electrostatic potential of mean force.

After homogenization in a dielectric porous medium, the apparent breakdown of Einstein's relation implies the need to redefine either the chemical activity a or the mean potential Φ , so that (4.5) and the Einstein relation still hold. In the general case where the diffusivity and mobility tensors are different, this cannot be accomplished simply by redefining the activity, because it is a scalar. However, it can be done by redefining the mean electric field,

$$(4.6) \quad \mathbf{E}'_0 = -\nabla\phi'_0 \equiv -\hat{D}^{-1}\hat{M}\nabla\phi_0 = \hat{D}^{-1}\hat{M}\mathbf{E}_0.$$

Here, $\Phi = \phi'_0$ is a proper potential of mean force because the total ionic flux can now be written as $-\hat{D}c_0\nabla\mu_0$, where $\mu_0 = kT \ln c_0 + ze\phi'_0$, as in (4.5), and the Einstein and Boltzmann relations are satisfied. Inserting this transformation into the upscaled Poisson equation and its boundary conditions implies the redefinition of the effective electric permittivity tensor

$$(4.7) \quad \hat{\varepsilon}^{0'} = \hat{\varepsilon}^0 \hat{M}^{-1} \hat{D}$$

so that the upscaled Maxwell displacement field remains unchanged,

$$(4.8) \quad \mathbf{D}_0 = -\hat{\varepsilon}^0 \nabla\phi_0 = -\hat{\varepsilon}^{0'} \nabla\phi'_0 = \mathbf{D}'_0.$$

The displacement vector is the fundamental quantity appearing in Maxwell's equations for the homogenized porous medium. (The magnetic field is negligible in most electrochemical problems, since the ionic currents are relatively small.)

Remark 4 (insulating porous matrix without flow). The preceding discussion of the mean-field approximation becomes more clear in the special case of an insulating

porous matrix without flow ($\mathbf{v} = \mathbf{0}$). In that case, formally passing to the limit $\alpha \rightarrow 0$, the porous media correction $\hat{\varepsilon}(\epsilon, \alpha)$ for the Poisson equation can be reduced to the classical diffusion (Laplace) corrector $\hat{\mathbf{D}}$, and the correction tensors for the mobility $\hat{\mathbf{M}} := \{m_{kl}\}_{1 \leq k, l \leq N}$ and $\hat{\mathbf{D}} := \{d_{kl}\}_{1 \leq k, l \leq N}$ are also the same. As a result, Einstein’s relation holds for the upscaled equations, and Boltzmann’s distribution is recovered in equilibrium. This makes sense physically since the electric field and ionic fluxes are confined to the same tortuous pore space, where the assumed microscopic model of dilute solution theory upholds these relations.

In contrast, if the porous matrix is a dielectric or conducting material, then the electric field spills into the matrix and leaves from the pores where the ions are confined. As such, the ions only sample part of the electrostatic potential in a given volume, and gradients of the upscaled electrostatic potential that averages over both the pores and the matrix do not properly capture the mean electrostatic forces on the ions. This is the simple physical reason that upscaling violates Einstein’s relation and Boltzmann’s distribution in the general situation and requires redefinition of the potential and permittivity tensor in order to recover these basic relationships at the macroscopic scale.

4.2. Material tensor. As in the context of composite materials, we recall in this section the material tensor, introduced in [114, equation (3.14)] for $\mathbf{v} = \mathbf{0}$ and motivate that its effective upscaled form is related to a coordinate transformation. It is shown for $\mathbf{v} = \mathbf{0}$ that the definitions in (2.4) represent a so-called effective material tensor,

$$(4.9) \quad \hat{\mathbf{S}}(\mathbf{u}) := S_{i_k j_l}(\mathbf{u}) := \begin{bmatrix} d_{kl} & 0 & u^1 m_{kl} \\ 0 & d_{kl} & -u^2 m_{kl} \\ 0 & 0 & \epsilon_{kl}^0(\epsilon, \alpha) \end{bmatrix},$$

for the field vector $\mathbf{u} := [c^+, c^-, \phi]'$ and the right-hand side $\mathbf{I}(\mathbf{u}) := [0, 0, u^1 - u^2]'$ by

$$(4.10) \quad \partial_t \mathbf{u} - \mathbf{div} \left(\hat{\mathbf{S}}(\mathbf{u}) \nabla \mathbf{u} \right) = \mathbf{I}(\mathbf{u}),$$

where ∂_t is the operator

$$(4.11) \quad \partial_t := \begin{bmatrix} \partial_t & 0 & 0 \\ 0 & \partial_t & 0 \\ 0 & 0 & 0 \end{bmatrix},$$

and also ∇ and \mathbf{div} are correspondingly defined.

In the case of an insulating matrix, the material tensor (4.9) simplifies to

$$(4.12) \quad \hat{\mathbf{S}} := S_{i_k j_l}(\mathbf{u}) := \begin{bmatrix} d_{kl} & 0 & u^1 d_{kl} \\ 0 & d_{kl} & -u^2 d_{kl} \\ 0 & 0 & \epsilon^2 d_{kl} \end{bmatrix}.$$

In this case, it becomes clear that upscaling is equivalent to rescaling of the coordinates, as in the engineering concept of tortuosity discussed below in section 4.4.

Let us introduce the coordinate transformation

$$(4.13) \quad \hat{\mathbf{D}}^{1/2} \tilde{x} := x,$$

where components of \tilde{x} admitting “ ∞ ” are subsequently to be treated as parameters. We remark that the transformation (4.13) accounts for a finite separation of scales

and can be generalized to the case of a continuum of scales by the idea of metric-based upscaling introduced in [96]. With (4.13) the gradient ∇_x and the divergence operator div_x change with respect to the new coordinates as follows:

$$(4.14) \quad \nabla_x = \hat{D}^{-1/2} \nabla_{\tilde{x}} \quad \text{and} \quad \text{div}_x = (\nabla_x)' = \text{div}_{\tilde{x}} \hat{D}^{-1/2},$$

where $\hat{D}^{-1/2}$ denotes the matrix square root of \hat{D}^{-1} . Via (4.14), the tensor (4.12) can be written in these new coordinates \tilde{x} in the case of an insulating porous matrix, i.e., $\alpha = 0$, by

$$(4.15) \quad \hat{S}(\tilde{\mathbf{u}}) := \hat{S}_{i_k j_l}(\tilde{\mathbf{u}}) := \begin{bmatrix} 1 & 0 & \tilde{u}^1 \\ 0 & 1 & -\tilde{u}^2 \\ 0 & 0 & \epsilon^2 \end{bmatrix},$$

where $\tilde{u}^\iota(t, \hat{D}^{1/2} \tilde{x}) = u^\iota(t, x)$ for $\iota = 1, 2, 3$. Hence, the material tensor (4.12) takes the same form in the new coordinates \tilde{x} as the classical PNP equations for homogeneous media in the case of an insulating porous matrix. Moreover, the porous media equation (4.10) reads in the new coordinates as

$$(4.16) \quad \partial_t \tilde{\mathbf{u}} - \text{div}_{\tilde{x}} \left(\hat{S}(\tilde{\mathbf{u}}) \nabla_{\tilde{x}} \tilde{\mathbf{u}} \right) = \mathbf{I}(\tilde{\mathbf{u}}).$$

4.3. Solutions to particular reference cell problems: Straight and perturbed channels. The main purpose of this section is to demonstrate that under restrictive conditions one can apply available results from the literature on homogenization of diffusion equations in order to compute the correction tensors of the upscaled and more complex PNP system. To this end, we need to assume that the electric potential ϕ only exists in the electrolyte phase like the salt and charge concentrations and that the pores form straight channels. This is the case of an insulating porous matrix (i.e., $\alpha \rightarrow 0$) as studied in Remark 4. Hence, we know that the complex correction tensor $\hat{\epsilon}(\epsilon, \alpha)$ simplifies to the corrector $\epsilon^2 \hat{D}$, where \hat{D} is defined by the classical reference cell problem of the diffusion equation.

We consider the reference cell depicted in Figure 3, left (in two dimensions). The porous media correction with respect to the diffusion can be written in the two-dimensional case as follows:

$$(4.17) \quad \hat{D} = \begin{bmatrix} d_{11} & 0 \\ 0 & d_{22} \end{bmatrix}.$$

Obviously, in the case considered we have, as in [13], $d_{11} = \theta$ and $d_{22} = 0$ since there is no transport possible in the y_2 -direction in Figure 3. A straightforward extension of the straight channel to dimension three is depicted in Figure 3, right.

As opposed to straight channels, the case of perturbed straight channels requires the numerical calculation of the components d_{ii} for $i = 1, 3$ of the effective diffusion tensor \hat{D} , and for mathematical well-posedness we have to set $\sigma_s = 0$, since $S = I^r \cap rY$ is not smooth in this case. The component d_{22} is 0 as one would intuitively expect. We restate here briefly numerical results obtained by finite element computations in [14] for the reader's convenience, i.e.,

$$(4.18) \quad \hat{D} = \theta \begin{bmatrix} 0.3833 & 0 & 0 \\ 0 & 0 & 0 \\ 0 & 0 & 1 \end{bmatrix}.$$

In the special case of linearized and stationary PNP equations, a numerical study of effective tensors can be found in [5].

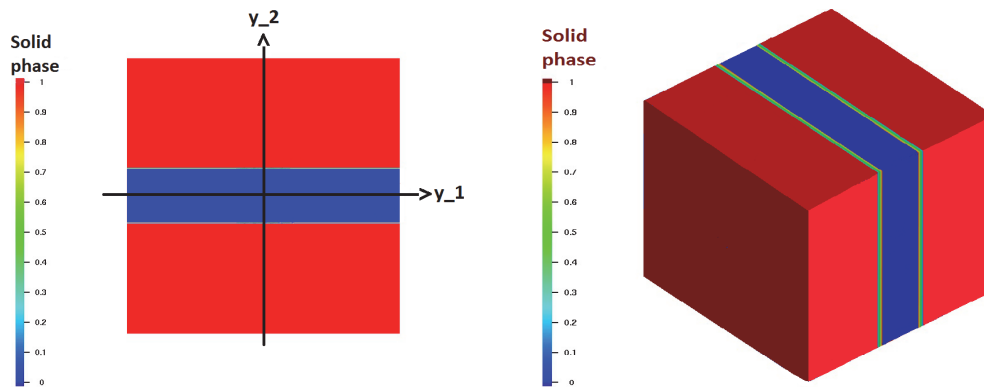


FIG. 3. Example of straight channels. Left: Two-dimensional case (pore phase is red). Right: Three-dimensional case.

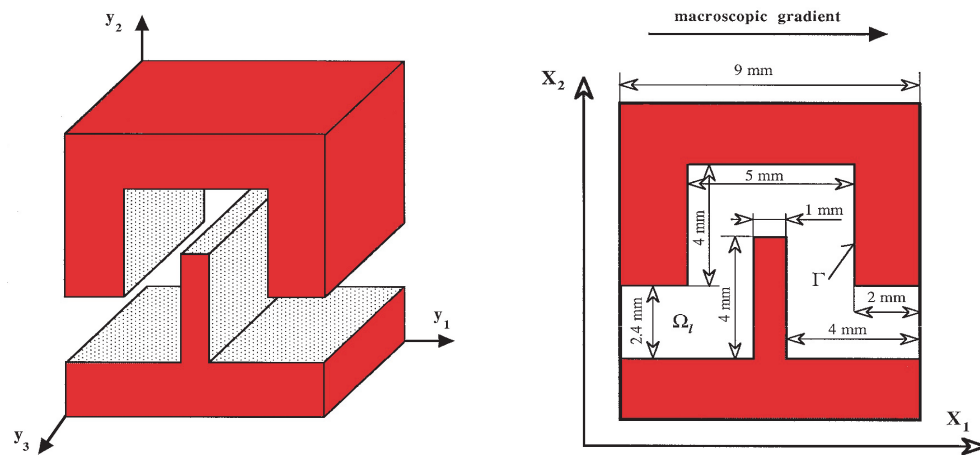


FIG. 4. Perturbed straight channels in three dimensions (see [14]). Left: Reference cell geometry. Right: Cross-section of the period.

4.4. Tortuosity and effective diffusivity: A critical survey. In the following, we motivate that homogenization allows us to validate current tortuosity relations and to give directions toward refinements of such relations. The explicit examples from section 4.3 allow us to systematically understand the influence of the geometric structure on the tortuosity. Sometimes, the so-called diffusibility Q is introduced to relate the molecular diffusion constant D and the effective diffusion constant D_p of a porous medium, i.e.,

$$(4.19) \quad D_p = QD.$$

The expressions for Q available in the literature can be divided into three classes (see [129]): (1) *empirical correlations*, which express Q as a function of the porosity θ , i.e., $Q = f(\theta)$; (2) *semiempirical equations* based on a pore model where Q is defined by the special class of functions $f(\theta) = \gamma\theta^\mu$, where the term θ^μ is generally said to account for the influence of the smaller cross-sectional surface available for diffusion; and (3) *theoretical expressions* for Q derived for dispersed solids in the form of spheres.

We first begin with a historical overview. In any porous system, the presence of solid particles/material causes the diffusion paths of species to deviate from straight lines. Consequently, the diffusion coefficients of species must be corrected. One tries to capture this deviation from straight lines in a porous medium by a term called tortuosity τ , whose suitable definition is still an actual research topic.

By theory and dimensional reasoning, Petersen [97] suggested that the diffusion coefficient is scaled by tortuosity as

$$(4.20) \quad D_p = \frac{D}{\tau^2},$$

which implies $Q = 1/\tau^2$. A similar relationship is introduced by Aris [11] and Satterfield [112], i.e.,

$$(4.21) \quad D_p = \frac{\theta}{\tau} D,$$

and hence $Q = \theta/\tau$. The simplest and most intuitive method to estimate τ (in the two-dimensional case of a single particle) is the ratio between the length of the real diffusion path L_γ and the shortest distance of its end points L_{ab} , i.e.,

$$(4.22) \quad \tau := \frac{L_\gamma}{L_{ab}}.$$

In van Brakel and Heertjes [129], a slight generalization of (4.20) is considered by a constrictivity parameter $\kappa := (\frac{D_p}{\theta D})_{\tau=1}$, which accounts for the fact that the cross section of a segment varies over its length. Hence, (4.20) changes to

$$(4.23) \quad D_p = \frac{\theta \kappa}{\tau^2} D,$$

so in this case, $Q = \frac{\theta \kappa}{\tau^2}$.

Further, van Brakel and Heertjes [129] argued that for porous materials a function of the type $Q = f(\theta)$ does not exist. Moreover, they emphasized that the pragmatic value of the available $Q - \theta$ relations is not very good. Recently, Shen and Chen [121] gave a critical review of the current impact of tortuosity on diffusion. Therefore, we motivate our discussion and study of Q in this section by suggesting a theoretically obtained Q with the help of homogenization theory. The diffusibility Q could turn out as a relevant parameter to compare empirical measurements with theoretically obtained effective quantities.

To this end, we first extend the above relations to tensorial versions, i.e., we denote by \hat{D}_p the effective diffusion tensor in a porous environment and by $\hat{D} := \{D\delta_{ij}\}_{ij}$ the molecular diffusion tensor in free space, where δ_{ij} denotes the Kronecker delta function. First, we extend (4.20) to

$$(4.24) \quad \hat{D}_p^{1/2} \hat{\tau} := \hat{D}^{1/2},$$

where $\hat{D}_p := D\hat{D}$ and the diffusion corrector \hat{D} is obtained by homogenization. We point out that the tensorial relation (4.24) also implies a tensorial diffusibility, i.e., $\hat{Q} = \hat{\tau}^{-2}$.

Equation (4.24) has the following interesting interpretation in the case of an insulating porous matrix and for normalized molecular diffusion $D = 1$ (see also Remark

4): The tortuosity $\hat{\tau}$ in (4.24) corresponds then to the coordinate transformation (4.13), i.e., $\tilde{x} = \hat{\tau}x$.

In view of (4.21) and (4.23), we motivate further the extensions of (4.21) to

$$(4.25) \quad \hat{D}_p^{1/2} \hat{\tau} := \theta \hat{D}^{1/2}$$

with corresponding $\hat{Q}\hat{\tau} = \theta$ and the extension of (4.21)

$$(4.26) \quad \hat{D}_p^{1/2} \hat{\tau} := \left(\theta \hat{\kappa} \hat{D}^{1/2} \right)$$

with $\hat{Q}\hat{\tau}^2 = \theta \hat{\kappa}$, that is, we extended κ toward a tensorial constrictivity $\hat{\kappa}$.

Comparison of the phenomenological relations (4.20), (4.21), and (4.23) with the homogenized relations (4.24)–(4.26). Let us apply Definition (4.24) to the examples from section 4.3. In the case of straight channels (see Figure 3 on the right-hand side), the Definition (4.24) implies the following tortuosity tensor:

$$(4.27) \quad \hat{\tau} = \begin{bmatrix} 1/\sqrt{\theta} & 0 & 0 \\ 0 & 0 & 0 \\ 0 & 0 & 1/\sqrt{\theta} \end{bmatrix}.$$

We point out that the porosity θ with respect to straight channels corresponds to the channel height on the unit reference cell. Let us compare (4.27) with the intuitive definition (4.22). If we apply definition (4.22) in a straightforward manner, then $\tau = 1$. However, in the two- or three-dimensional case it is not clear which path γ represents the actual fluid path of a particle. Let us check, for example, the tortuosity defined by the average path length

$$(4.28) \quad L_\gamma = \frac{1}{n} \sum_{i=1}^n L_{\gamma_i},$$

where $n \in \mathbb{N}$. We test actual path length defined as the average (4.28) with respect to the straight channel shown in Figure 3, where we denote the channel height by θ . With (4.28), $n = 3$, the path lengths $L_{\gamma_1} := L_{ab} = 1$ (where γ_1 is the shortest path), $L_{\gamma_2} := \sqrt{L_{ab}^2 + \theta^2} = \sqrt{1 + \theta^2}$ (where γ_2 is the diameter of the associated rectangle for the porosity θ which represents the channel height), and $L_{\gamma_3} := \sqrt{2 + \theta^2}$ (i.e., the diameter), we get $\tau = L_\gamma$ where $L_\gamma = \frac{1}{3} (\sqrt{1 + \theta^2} + 1 + \sqrt{2 + \theta^2})$. In following Boudreau [26, section 2], the tortuosity must approach unity for $\theta \rightarrow 1$. This does not hold by definition (4.22) together with (4.28) since $\lim_{\theta \rightarrow 0} \tau(\theta) = \frac{2+\sqrt{2}}{3}$. But the tortuosity (4.27) defined via the homogenization process perfectly satisfies this condition; see [26, section 2]. Accordingly, in the case of perturbed straight channels as considered in section 4.3, the tortuosity tensor (4.24) becomes

$$(4.29) \quad \hat{\tau} = \begin{bmatrix} 1/\sqrt{0.3833\theta} & 0 & 0 \\ 0 & 0 & 0 \\ 0 & 0 & 1/\sqrt{\theta} \end{bmatrix}.$$

One immediately recognizes that $\hat{\tau}_{11}$ in (4.29) is > 1 in the limit $\theta \rightarrow 1$. Hence Boudreau [26, section 2] doesn't hold. These two contradictions advise caution when

using definitions (4.20) and (4.24). Next, we examine the definition (4.25), which becomes for the case of straight channels

$$(4.30) \quad \hat{\tau} = \begin{bmatrix} 1 & 0 & 0 \\ 0 & 0 & 0 \\ 0 & 0 & 1 \end{bmatrix}.$$

A comparison of (4.30) with (4.22) shows perfect agreement, i.e., $(\tau_{(4.30)})_{11} = 1 = \tau_{(4.22)}$. However, in the case of perturbed straight channels, we depend on the numerical accuracy. Since the mesh in [14] is not very fine, we cannot necessarily expect equality. In fact, we obtain $(\tau_{(4.30)})_{11} = 2.6$ and $\tau_{(4.22)} = \frac{4 \cdot 4 + 1}{9} = 1.9$. However, these discrepancies also motivate the critical statements of [121, 129] about the pragmatic value of tortuosity as mentioned above. We leave the investigation of the definition (4.26) to the interested reader, since the definition of the constrictivity parameter in [129] is a delicate point and again a new source for modeling errors.

As a conclusion of this discussion, we motivate that homogenization theory allows us to derive effective equations which do not require a questionable tortuosity or diffusivity parameter. Moreover, these correction tensors provide a tool to check available tortuosity or diffusivity definitions and might suggest directions on how to improve their consistency. In view of section 4.1, it seems also relevant to recall that homogenization corrects not the diffusion constant but rather the spatial derivatives, i.e., the gradients.

4.5. Ambipolar diffusion equation for a binary electrolyte. Motivated by results obtained in Mani and Bazant [78] by volume-averaging, we show here that we recover, in the special case where pores are straight or perturbed straight channels and where fluid flow is neglected, i.e., $\mathbf{v} = \mathbf{0}$, the results from [78] by our upscaled/homogenized equations (2.3), which are valid for general pore geometries. The advantage of homogenization theory relies on the fact that we are able to accurately treat nonlinear terms in difference to volume-averaging approaches requiring still linear equations. We already saw that the physics and the form of the upscaled system (2.3) include explicit parameters/tensors which are not present in the free space case. Despite these additional features, it is straightforward to derive the ambipolar diffusion equations, which account for arbitrary ionic valences, by starting with the effective macroscopic PNP system (2.3).

To this end, we extend the porous media approximation (2.3) to a dilute, asymmetric binary electrolyte with arbitrary ionic charges, $q_{\pm} = \pm z_{\pm}e$ in this section. For simplicity, we assume constant diffusivities D_{\pm} in the microstructure and denote the corresponding upscaled diffusivities and mobilities by $\mathbb{D}_{\pm} = D_{\pm} \hat{\mathbb{D}}$ and $\mathbb{M}_{\pm} = M_{\pm} \hat{\mathbb{D}}$. Without loss of generality, we consider a negative surface charge, i.e., $\rho_s < 0$. Moreover, we work in the context of an insulating porous matrix ($\alpha = 0$) and $\mathbf{v} = \mathbf{0}$ such that the porous media correction tensors satisfy $\hat{\mathbb{M}} = \hat{\mathbb{D}}$ and $\hat{\varepsilon} = \varepsilon^2 \hat{\mathbb{D}}$; see Remark 4. We simplify now the PNP system by applying the usual conventions

$$(4.31) \quad \begin{aligned} 0 &= \theta e (z_+ c_+ - z_- c_-) + \rho_s, \\ \theta c &:= \theta (z_+ c_+ + z_- c_-) + \frac{\rho_s}{e}, \end{aligned}$$

where the first relation expresses quasi neutrality for the case of surface charge. This assumption naturally arises here in view of the derived effective equations (2.3) for fixed surface charge. However, in [80, 102, 124] such a neutrality condition has been

suggested by pure physical reasoning. Furthermore, we will not make use of the Nernst–Einstein equation (or simply Einstein relation) between the diffusivity tensors $\mathbb{D}_\pm = D_\pm \hat{\mathbb{D}}$ and mobility tensors $\mathbb{M}_\pm = M_\pm \hat{\mathbb{D}}$. Hence, the ambipolar diffusion equation derived under the above assumptions takes the form

$$(4.32) \quad \theta \partial_t c = \bar{D} \operatorname{div} \left(\hat{\mathbb{D}} \nabla c \right) - \frac{\bar{z}}{e} \operatorname{div} \left(\rho_s \hat{\mathbb{D}} \nabla \phi \right) - \frac{D_+ \bar{z}}{kT e z_+ M_+} \operatorname{div} \left(\hat{\mathbb{D}} \nabla \rho_s \right),$$

where we used the relations

$$(4.33) \quad \bar{D} := \frac{z_+ M_+ D_- + z_- M_- D_+}{z_+ M_+ + z_- M_-} \quad \text{and} \quad \bar{z} := \frac{2z_+ z_- M_+ M_- kT}{z_+ D_- M_+ + z_- D_+ M_-}.$$

We remember that $\hat{\mathbb{D}}$ is defined by (2.4) for $\mathbf{v} = \mathbf{0}$, see Remark 4.

The correction tensors $\hat{\mathbb{D}}$ for straight channels and for perturbed straight channels (in section 4.3) allow us to accordingly rewrite the ambipolar diffusion equation (4.32), which describes a porous material for a surface charge density σ_s . In view of the volume-averaged straight channels studied in [78], we only consider in the following the example from section 4.3. With (4.17), (4.32) immediately takes the form

$$(4.34) \quad \partial_t c = \bar{D} \partial_{x_1}^2 c - \frac{\bar{z}}{e} \partial_{x_1} (\rho_s \partial_{x_1} \phi) - \frac{D_+ \bar{z}}{kT e z_+ M_+} \partial_{x_1}^2 \rho_s.$$

Interestingly, the porosity parameter θ cancels out in (4.34).

4.6. Thin double layers at macroscopic scale. Recently, the thin-double-layer formulation for microchannels at the *microscopic* (channel or pore) scale has been formally extended to porous media by Mani and Bazant [78] by including the surface charge as a homogeneous background charge in the electroneutrality condition. The same approximation for thin double layers at the *macroscopic* scale can be found in classical membrane models [83, 122, 125] for the limit of large background charge, which corresponds to strong counter-ion selectivity. In the opposite limit of thin double layers at the pore scale, the porous medium is weakly charged and behaves like a “leaky membrane” [41, 134], whose ion concentrations can be significantly depleted and enriched by the passage of current, since only a small fraction of the ions are involved in screening the surface charge.

Without restricting the relative thickness of the double layers λ_D relative to the pore scale ℓ , we consider here the general limit of thin double layers compared to the macroscopic scale L of the porous medium. A systematic analysis of this limit involves homogenization theory to accurately treat the nonlinear terms in (1.6) and to account for fluid flow in (1.16). A further advantage of the homogenization method is that the resulting system (2.3) is not restricted to a special geometry and is rather valid for general porous structures defined by a periodic reference cell, e.g., Figure 1, which induces tensors (2.4) defining mean-field gradients as the main part of the upscaling. In the case of straight channels, an insulating porous matrix (i.e., $\alpha = 0$), and $\mathbf{v} = \mathbf{0}$, the correction tensor $\hat{\mathbb{D}}$ can be analytically obtained, as in section 4.3, although for more complicated geometries, such as irregular channels, the correction tensor $\hat{\mathbb{D}}$ must be calculated numerically.

In order to describe situations with thin electrical double layers compared to the macroscopic length of the porous medium, we consider the thin double-layer limit in (2.3) rewritten for the salt $c := \frac{e^+ + c^-}{2\bar{e}}$ and charge $\rho := \frac{e^+ - c^-}{2\bar{e}}$ variables. In the general case of a polarizable solid matrix, one immediately sees that the limit $\epsilon \rightarrow 0$ does not

reduce the complexity of the macroscopic formulation, i.e., formally by setting $\epsilon = 0$ in $\hat{\epsilon}(\epsilon, \alpha)$. However, if we pass to the joint limit $\epsilon, \alpha \rightarrow 0$, where the solid matrix is electrically insulating and $\mathbf{v} = \mathbf{0}$, then the porous media PNP system behaves like the classical PNP for $\epsilon \rightarrow 0$. That means we obtain the following leading order bulk approximation for salt density c , charge density ρ , and electric potential ϕ :

$$\begin{aligned}
 (4.35) \quad & 0 = \operatorname{div} \left(c \hat{D} \nabla \phi \right), \\
 & \theta \partial_t c = \operatorname{div} \left(\hat{D} \nabla c \right) - \operatorname{div} \left(\rho_s \hat{D} \nabla \phi \right), \\
 & 0 = \rho + \rho_s.
 \end{aligned}$$

The first equation expresses charge conservation in the quasi-neutral bulk solution by setting the divergence of the current to zero. The second equation expresses total salt conservation. This description of bulk electrolytes with thin double layers is very well known and forms the basis for classical theories of electrochemical transport [90], based on the assumption of quasi electroneutrality in the electrolyte, $\rho = 0$. The third equation, however, is different and expresses quasi electroneutrality of the entire porous composite, including not only the diffuse ionic charge ρ but also the homogenized surface charge, ρ_s .

Mani and Bazant [78] recently argued that the macroscopic electroneutrality condition, (4.35), generally holds in the limit of thin double layers at the pore scale. The physical reason is that the counter ions screening the surface charge in a thin double layer provide an extra surface conductivity, proportional to the total diffuse double-layer charge, which is acted on by the same tangential electric field as in the nearby bulk solution. If the double layers were not thin, the electric field would be strongly perturbed by the diffuse charge throughout the pore, and the extra counter ions could not be viewed as simply providing extra conductivity for bulk ion transport. It would be interesting, but beyond the scope of this paper, to study this limit $\lambda \ll \ell$ systematically in the framework of homogenization theory.

4.7. Effective and optimal conductivity in straight channels. We show in this section how the effective PNP equations (2.3) allow us to find the effective conductivity tensor $\hat{\sigma}(x)$ of a binary symmetric electrolyte inside of a porous domain Ω , which includes the solid and pore space and whose upscaled/outer boundary is denoted by $\partial\Omega$. This provides a convenient and systematic way for the optimization of the conductivity with respect to the pore geometry. In this context, one generally differs the analytical forward optimization that we propose here from the computationally more expensive backward optimization strategies such as topology optimization or trust region methodologies. For an electrochemical definition of conductivity for general electrolytes we refer to [98]. In the following, we formally combine necessary physical equations and mathematical tools in order to obtain a conductivity tensor $\hat{\sigma}$ that depends on geometrical parameters. The ideas presented here should serve as a first motivation for deeper physical insights and for future research directions toward more rigorous definitions and theorems.

We assume that the domain Ω is a porous medium with porosity θ . For simplicity, we consider the pores to be straight (cylindrical) channels where the solid forms an insulating porous matrix with $\mathbf{v} = \mathbf{0}$, that is, $\hat{D} = \hat{M} = \hat{\epsilon}^0$; see Remark 4. For a current density $\bar{\mathbf{J}}$ together with the electrostatic equations $\operatorname{div} \bar{\mathbf{J}} = 0$ and $\operatorname{rot} \bar{\mathbf{E}} = 0$, where $\bar{\mathbf{E}} = \nabla \phi$ and ϕ is a solution of (2.3)₂, it holds that

$$(4.36) \quad \operatorname{div} (\hat{\sigma} \nabla \phi) = 0,$$

where the constitutive relation $\bar{J} = \hat{\sigma} \bar{E}$ entered. Moreover, the upscaled Nernst–Planck equations (2.3)₁ provide the current density \bar{J} for a binary symmetric electrolyte, i.e.,

$$(4.37) \quad \bar{J} := \hat{D} \nabla \rho + c \hat{D} \nabla \phi,$$

where we use the salt c and charge ρ formulation from section 4.6. Next, we determine the conductivity $\hat{\sigma}$ of the electrolyte based on the Nernst–Planck flux (4.37). Therefore, we replace ρ in (4.37) by the Poisson equation (2.3)₂ with $\epsilon^2 \hat{D}$ instead of $\epsilon^0(\epsilon, \alpha)$ as explained in Remark 4. We obtain

$$(4.38) \quad \bar{J} = -\hat{D} \nabla \left(\operatorname{div} \left(\epsilon^2 \hat{D} \nabla \phi \right) + \rho_s \right) + c \hat{D} \nabla \phi.$$

The structure of (4.38) motivates us to consider the eigenvalue problem for the Laplace operator, i.e.,

$$(4.39) \quad \begin{cases} -\Delta_y u_i(y) + \lambda_i u_i(y) = 0 & \text{in } Y^1, \\ u_i(y) = 0 & \text{on } \partial Y^1 \cap \partial Y^2. \end{cases}$$

We remark that it is not immediately clear what kind of boundary conditions are required in (4.39). The boundary condition (4.39)₂ has the advantage that it gives a lower bound [31,69] on the first eigenvalue λ_1 in (4.39) for the geometry defined by the pore phase Y^1 . We point out that instead of using the macroscopic Laplace operator $\operatorname{div}(\hat{D} \nabla \phi)$, we apply the microscopic Laplace operator $\Delta_y = r^2 \operatorname{div}_x(\hat{D} \nabla)_x$ on the pore phase of the reference cell Y^1 . This allows us to add information about the pore geometry to the problem. Hence, the eigenvalue λ_1 depends on the pore geometry which is the striking point for our optimization goal. Since the self-adjoint eigenvalue problem (4.39) is a regular Sturm–Liouville problem, we can use its solutions $\{u_i\}_i$ to generate an orthonormal basis in $L^2(\Omega)$. Thus, for any function $f \in L^2(\Omega)$ we have

$$(4.40) \quad f = \sum_i^\infty \langle f, u_i \rangle u_i,$$

where equality is in the sense of L^2 .

Now, we can choose \hat{D} as in section 4.3 for straight channels if we additionally assume that the electrostatic potential exists only in the electrolyte phase. Hence, after choosing $f = \partial_{x_1} \phi$, the relation (4.38) becomes

$$(4.41) \quad J^1 = \theta \left(\sum_i^\infty \left(\frac{\epsilon^2}{r^2} \Delta_y + c \right) \langle \partial_{x_1} \phi, u_i \rangle u_i - \partial_{x_1} \rho_s \right),$$

where equality holds again in the L^2 -sense. We can now approximate (4.41) by only considering the first eigenvalue λ_1 of (4.39). That means we obtain

$$(4.42) \quad J^1 \approx \theta \left(\left(\frac{\epsilon^2}{r^2} \lambda_1 + c \right) \langle \partial_{x_1} \phi, u_1 \rangle u_1 - \partial_{x_1} \rho_s \right).$$

Since ρ_s is independent of x_1 , we get the following approximations for the conductivity, i.e.,

$$(4.43) \quad \sigma_{11} := \sigma_{11}(\theta, \lambda_1, \epsilon, r, c) \approx \theta \left(\frac{\epsilon^2}{r^2} \lambda_1 + c \right).$$

The dimensionless Debye length ϵ in (4.43) indicates that surface conduction plays a central role in ion transport through porous structures. Hence, materials with higher heterogeneities improve the ionic conductivity in view of this equation.

This means that the optimization of the conductivity in direction of the straight pores is achieved by increasing ϵ and λ_1 for given θ , c , and r . With the help of Cheeger's number $h(\Omega^r)$, we have an additional tool for optimizing the conductivity with respect to geometry. Due to Cheeger [31] and Kawohl and Fridman [69], it holds that

$$(4.44) \quad \lambda_1 \geq \left(\frac{h(\Omega^r)}{2} \right)^2 .$$

Example 1 (square). For a square $S_a := [-a, a]^2$, Cheeger's number can be determined explicitly by $h(S_a) = \frac{4-\pi}{(4-2\sqrt{\pi})a}$. Moreover, we know that the first eigenvalue is $\lambda_1(S_1) = 2\pi^2$. This indicates that the lower bound given by estimate (4.44) is not too sharp. However, it allows us at least to obtain first insights for possible directions toward optimization of the conductivity (4.43).

Example 2 (rectangle). For a rectangle $R_{a,b} := [-a, a] \times [-b, b]$, one immediately gets the following Cheeger constant (see [70]):

$$(4.45) \quad h(R_{a,b}) = \frac{4-\pi}{a+b-\sqrt{(a-b)^2+\pi ab}} .$$

Hence, in order to optimize the conductivity (4.43) for a rectangle-shaped pore $R_{a,b}$, we have to maximize $h(R_{a,b})$, which is equivalent to the minimization of a and b . If we assume that we are given a porous material of characteristic length $b = l$, then it immediately follows that h is maximal after minimizing the channel height $a > 0$.

5. Conclusion. We have applied a systematic, formal homogenization procedure for the PNP equations (1.16) for ion transport in charged porous media. The resulting upscaled macroscopic equations (2.3) have a similar form as the microscopic equations, except for three fundamental modifications: (i) the ionic diffusivities and mobilities, as well as the effective medium permittivity, become tensorial coefficients, which are explicitly connected to the microstructure by solving the periodic reference cell problem; (ii) the total surface charge per volume appears as an extra "background charge" in the upscaled Poisson equation; and (iii) the diffusion corrector accounts for so-called diffusion-dispersion relations induced by a dominant periodic fluid flow. The porous-medium PNP equations may find many applications in electrochemical and biological systems involving ion transport in charged porous media, where effects of fluid flow can be neglected. Simplified equations for the limits of thin or thick double layers may also be appropriate in many cases.

There are many interesting avenues for future work, building on these results. There is a substantial literature on rigorous bounds and approximations for the effective diffusivity or conductivity of a composite medium [128], related to solutions of Laplace's equation with flux matching interfacial conditions. It would be challenging and useful to derive analogous mathematical bounds and approximations for the effective diffusivities and mobilities of ions in a charged composite medium, which appear as tensorial coefficients in our porous-medium PNP equations. One might expect analogues of the Wiener bounds for anisotropic composites to hold for striped microstructures and analogues of the Hashin–Shtrikman bounds for isotropic microstructures to hold for space-filling random sphere packings, although the appearance of an internal

length scale for electrostatic interactions (the Debye screening length) complicates such simple geometrical constructions.

It would also be valuable to find simple ways to approximate the solution to the reference-cell problem and thus derive simplified expressions for the tensorial diffusivities and mobilities. In the limit of thin double layers, this could be done using surface conservation laws, which are effective boundary conditions on the neutral solution obtained by singular perturbation methods [24, 34]. In the opposite limit of thick double layers, regular perturbation methods might be applied to capture effects of diffuse charge variations in the microstructure.

We close by emphasizing the open challenge of deriving effective ion transport equations in more general situations using homogenization theory. We have already commented on the extension to concentrated solution theories based on the local density approximation (for chemical interactions) and the mean-field approximation (for electrostatics) [20]. Going beyond these approximations in the microscopic equations can lead to nonlocal Nernst–Planck integral equations [57, 58] or higher-order Poisson equations [21], whose upscaled form remains to be determined. Perhaps even more challenging, and more important for many applications, would be to predict the effects of general, nonperiodic fluid flow on the homogenized PNP equations, coupled to the Navier–Stokes equations with electrostatic body forces. When large currents exceeding diffusion limitation are applied to charged porous media, it has been predicted theoretically [42] and confirmed experimentally [40] that complex nonlinear electrokinetic phenomena arise, which cannot be described by Taylor–Aris dispersion [135], or our homogenization approximation, due to the formation of nonequilibrium “fingers” of high and low salt concentration at the pore scale [108].

REFERENCES

- [1] A. ABDULLE AND W. E, *Finite difference heterogeneous multi-scale method for homogenization problems*, J. Comput. Phys., 191 (2003), pp. 18–39.
- [2] R. ABU RJAL, V. CHINARIAN, M. Z. BAZANT, I. RUBINSTEIN, AND B. ZALTZMAN, *Effect of concentration polarization on permselectivity*, Phys. Rev. E, 89 (2014), 012302.
- [3] E. ACERBI, G. DAL MASO, AND D. PERCIVALE, *An extension theorem from connected sets, and homogenization in general periodic domains*, Nonlinear Anal., 18 (1992), pp. 481–496.
- [4] G. ALLAIRE, *Homogenization and two-scale convergence*, SIAM J. Math. Anal., 23 (1992), pp. 1482–1518.
- [5] G. ALLAIRE, R. BRIZZI, J.-F. DUFRÈCHE, A. MIKELIĆ, AND A. PIATNITSKI, *Ion transport in porous media: Derivation of the macroscopic equations using upscaling and properties of the effective coefficients*, Comput. Geosci., 17 (2013), pp. 479–495.
- [6] G. ALLAIRE, R. BRIZZI, J.-F. DUFRÈCHE, A. MIKELIĆ, AND A. PIATNITSKI, *Role of non-ideality for the ion transport in porous media: Derivation of the macroscopic equations using upscaling*, Phys. D, 282 (2014), pp. 39–60.
- [7] G. ALLAIRE, R. BRIZZI, A. MIKELIĆ, AND A. PIATNITSKI, *Two-scale expansion with drift approach to the Taylor dispersion for reactive transport through porous media*, Chem. Eng. Sci., 65 (2010), pp. 2292–2300.
- [8] G. ALLAIRE, A. DAMLAMIAN, AND U. HORNUNG, *Two-Scale Convergence on Periodic Surfaces and Applications*, World Scientific, River Edge, NJ, 1996.
- [9] G. ALLAIRE, A. MIKELIĆ, AND A. PIATNITSKI, *Homogenization of the linearized ionic transport equations in rigid periodic porous media*, J. Math. Phys., 51 (2010), 123103.
- [10] M. B. ANDERSEN, M. VAN SOESTBERGEN, A. MANI, H. BRUUS, P. M. BIESHEUVEL, AND M. Z. BAZANT, *Current-induced membrane discharge*, Phys. Rev. Lett., 109 (2012), 108301.
- [11] R. ARIS, *Elementary Chemical Reactor Analysis*, Prentice–Hall, Eaglewood Cliffs, NJ, 1969.
- [12] J.-L. AURIAULT AND P. M. ADLER, *Taylor dispersion in porous media: Analysis by multiple scale expansions*, Adv. Water Res., 18 (1995), pp. 217–226.

- [13] J.-L. AURIAULT AND J. LEWANDOWSKA, *Homogenization analysis of diffusion and adsorption macrotransport in porous media: Macrotransport in the absence of advection*, Géotechnique, 43 (1993), pp. 457–469.
- [14] J.-L. AURIAULT AND J. LEWANDOWSKA, *Effective diffusion coefficient: From homogenization to experiment*, Trans. Porous Media, 27 (1997), pp. 205–223.
- [15] I. BABUSKA AND R. LIPTON, *Optimal local approximation spaces for generalized finite element methods with application to multiscale problems*, Multiscale Model. Simul., 9 (2011), pp. 373–406.
- [16] G. BAL AND W. JING, *Corrector analysis of a heterogeneous multi-scale scheme for elliptic equations with random potential*, ESAIM Math. Model. Numer. Anal., 48 (2014), pp. 387–409.
- [17] V. BARCILON, *Ion flow through narrow membrane channels: Part I*, SIAM J. Appl. Math., 52 (1992), pp. 1391–1404.
- [18] M. Z. BAZANT, *Theory of chemical kinetics and charge transfer based on non equilibrium thermodynamics*, Accounts Chemical Res., 46 (2013), pp. 1144–1160.
- [19] M. Z. BAZANT, K. T. CHU, AND B. J. BAYLY, *Current-voltage relations for electrochemical thin films*, SIAM J. Appl. Math., 65 (2005), pp. 1463–1484.
- [20] M. Z. BAZANT, M. S. KILIC, B. D. STOREY, AND A. AJDARI, *Towards an understanding of induced-charge electrokinetics at large applied voltages in concentrated solutions*, Adv. Colloid Interface Sci., 152 (2009), pp. 48–88.
- [21] M. Z. BAZANT, B. D. STOREY, AND A. A. KORNYSHEV, *Double layer in ionic liquids: Over-screening versus crowding*, Phys. Rev. Lett., 106 (2011), 46102.
- [22] M. Z. BAZANT, K. THORNTON, AND A. AJDARI, *Diffuse charge dynamics in electrochemical systems*, Phys. Rev. E, 70 (2004), 021506.
- [23] A. BENSOUSSANS, J.-L. LIONS, AND G. PAPANICOLAOU, *Asymptotic Analysis for Periodic Structures*, North-Holland, Amsterdam, 1978.
- [24] P. M. BIESHEUVEL AND M. Z. BAZANT, *Nonlinear dynamics of capacitive charging and desalination by porous electrodes*, Phys. Rev. E, 81 (2010), 031502.
- [25] P. M. BIESHEUVEL, Y. FU, AND M. Z. BAZANT, *Diffuse charge and faradaic reactions in porous electrodes*, Phys. Rev. E, 83 (2011), 061507.
- [26] B. BOUDREAU, *The diffusive tortuosity of fine-grained unlithified sediments*, Geochimica Cosmochimica Acta, 60 (1996), pp. 3139–3142.
- [27] H. BRENNER, *Macrotransport processes*, Langmuir, 6 (1990), pp. 1715–1724.
- [28] H. BRENNER, *Macrotransport Processes*, Butterworth-Heinemann, London, 1993.
- [29] H. BRUUS, *Theoretical Microfluidics*, Oxford, University Press, Oxford, UK, 2008.
- [30] G. A. CHECHKIN, A. L. PIATNITSKI, AND A. S. SHAMAEV, *Homogenization: Methods and Applications*, AMS, Providence, RI, 2007.
- [31] J. CHEEGER, *A lower bound for the smallest eigenvalue of the Laplacian*, in Problems in Analysis, a Symposium in Honor of Salomon Bochner, R. C. Gunning, ed., Princeton University Press, Princeton, NJ, 1970, pp. 195–199.
- [32] D. CHEN, J. JEROME, R. EISENBERG, AND V. BARCILON, *Qualitative properties of steady-state Poisson–Nernst–Planck systems: Perturbation and simulation study*, SIAM J. Appl. Math., 57 (1997), pp. 631–648.
- [33] Y.-G. CHEN AND J. D. WEEKS, *Local molecular field theory for effective attractions between like charged objects in systems with strong Coulomb interactions*, Proc. Natl. Acad. Sci. (USA), 103 (2006), pp. 7560–7565.
- [34] K. T. CHU AND M. Z. BAZANT, *Surface conservation laws at microscopically diffuse interfaces*, J. Colloid Interface Sci., 315 (2007), pp. 319–29.
- [35] D. CIORANESCU, A. DAMLAMIAN, AND G. GRISO, *Periodic unfolding and homogenization*, C. R. Math., 335 (2002), pp. 99–104.
- [36] B. E. CONWAY, *Electrochemical Supercapacitors: Scientific Fundamentals and Technological Applications*, Springer, New York, 1999.
- [37] S. DARGAVILLE AND T. W. FARRELL, *Predicting active material utilization in LiFePO_4 electrodes using a multiscale mathematical model*, J. Electrochem. Soc., 157 (2010), pp. A830–A840.
- [38] S. R. DE GROOT AND P. MAZUR, *Non-equilibrium Thermodynamics*, North-Holland, Amsterdam, 1969.
- [39] D. DENG, W. AOUD, W. A. BRAFF, M. E. SUSS, AND M. Z. BAZANT, *Water Purification by Shock Electrodialysis: Deionization, Filtration, Separation, and Disinfection*, arXiv:1402.0058 [physics.chem-ph], 2014.

- [40] D. DENG, E. V. DYDEK, J.-H. HAN, S. SCHLUMBERGER, A. MANI, B. ZALTZMAN, AND M. Z. BAZANT, *Overlimiting current and shock electro dialysis in porous media*, *Langmuir*, 29 (2013), pp. 16167–16177.
- [41] E. V. DYDEK AND M. Z. BAZANT, *Nonlinear dynamics of ion concentration polarization in porous media: The leaky membrane model*, *AIChE J.*, 59 (2013), pp. 3539–3555.
- [42] E. V. DYDEK, B. ZALTZMAN, I. RUBINSTEIN, D. S. DENG, A. MANI, AND M. Z. BAZANT, *Overlimiting current in a microchannel*, *Phys. Rev. Lett.*, 107 (2011), 118301.
- [43] W. E. B. ENQUIST, X. LI, W. REN, AND E. VANDEN-EIJNDEN, *Heterogeneous multiscale methods: A review*, *Commun. Comput. Phys.*, 2 (2007), pp. 367–450.
- [44] M. EIKERLING, K. MALEK, AND Q. WANG, *Catalyst Layer Modeling: Structure, Properties and Performance*, in *PEM fuel Cell Electrocatalysis and Catalyst Layer: Fundamentals and Applications*, J. Zhang, ed., Springer, New York, 2008.
- [45] B. EISENBERG, *Ionic channels in biological membranes: Natural nanotubes*, *Acc. Chem. Res.*, 31 (1998), p. 117–123.
- [46] B. EISENBERG, Y. K. HYON, AND C. LIU, *Energy variational analysis of ions in water and channels: Field theory for primitive models of complex ionic fluids*, *J. Chem. Phys.*, 133 (2010), pp. 104104-1–104104-23.
- [47] R. S. EISENBERG, *From structure to function in open ionic channels*, *J. Mem. Biol.*, 171 (1999), pp. 1–24.
- [48] R. EYMARD, J. FUHRMANN, AND K. GÄRTNER, *A finite volume scheme for nonlinear parabolic equations derived from one-dimensional local Dirichlet problems*, *Numer. Math.*, 102 (2006), pp. 463–495.
- [49] T. R. FERGUSON AND M. Z. BAZANT, *Nonequilibrium thermodynamics of porous electrodes*, *J. Electrochem. Soc.*, 159 (2012), pp. A1967–A1985.
- [50] F. FRANK, N. RAY, AND P. KNABNER, *Numerical investigation of homogenized Stokes-Nernst-Planck-Poisson systems*, *Comput. Vis. Sci.*, 14 (2011), pp. 385–400.
- [51] G. GAGNEUX AND O. MILLET, *Homogenization of the Nernst-Planck-Poisson system by two-scale convergence*, *J. Elasticity*, 114 (2014), pp. 69–84.
- [52] H. GAJEWSKI AND K. GRÖGER, *On the basic equations for carrier transport in semiconductors*, *J. Math. Anal. Appl.*, 113 (1986), pp. 12–35.
- [53] R. E. GARCÍA AND Y.-M. CHIANG, *Spatially resolved modeling of microstructurally complex battery architectures*, *J. Electrochem. Soc.*, 154 (2007), pp. A856–A864.
- [54] R. E. GARCÍA, Y.-M. CHIANG, W. C. CARTER, P. LIMTHONGKUL, AND C. M. BISHOP, *Microstructural modeling and design of rechargeable lithium-ion batteries*, *J. Electrochem. Soc.*, 152 (2005), pp. A255–A263.
- [55] C. GARDNER, J. JEROME, AND R. EISENBERG, *Electrodiffusion model of rectangular current pulses in ionic channels of cellular membranes*, *SIAM J. Appl. Math.*, 61 (2000), pp. 792–802.
- [56] J. C. GIDDINGS, *Unified Separation Science*, John Wiley, New York, 1991.
- [57] D. GILLESPIE, A. S. KHAIR, J. P. BARDHAN, AND S. PENNATHUR, *Efficiently accounting for ion correlations in electrokinetic nanofluidic devices using density functional theory*, *J. Colloid Interface Sci.*, 359 (2011), pp. 520–529.
- [58] D. GILLESPIE, W. NONNER, AND R. S. EISENBERG, *Coupling Poisson-Nernst-Planck and density functional theory to calculate ion flux*, *J. Phys. Condens. Matter*, 14 (2002), pp. 12129–12145.
- [59] A. GLITZKY, *Uniform exponential decay of the free energy for Voronoi finite volume discretized reaction-diffusion systems*, *Math. Nachr.*, 284 (2011), pp. 2159–2174.
- [60] R. J. GROSS AND J. F. OSTERLE, *Membrane transport characteristics of ultrafine capillaries*, *J. Chem. Phys.*, 49 (1968), pp. 228–234.
- [61] J.-H. HAN, E. KHOO, P. BAI, AND M. Z. BAZANT, *Over-limiting current and control of dendritic growth by surface conduction in nanopores*, *Sci. Rep.*, 4 (2014), 7056.
- [62] M. M. HATLO AND L. LUE, *Electrostatic interactions of charged bodies from the weak to the strong coupling regime*, *Europhys. Lett.*, 89 (2010), p. 25002.
- [63] Y. HE, D. GILLESPIE, D. BODA, I. VLASSIOUK, R. S. EISENBERG, AND Z. S. SIWY, *Tuning transport properties of nanofluidic devices with local charge inversion*, *J. Amer. Chem. Soc.*, 131 (2009), pp. 5194–5202.
- [64] F. HELFFERICH, *Ion Exchange*, Dover, New York, 1995.
- [65] M. H. HOLMES, *Nonlinear ionic diffusion through charged polymeric gels*, *SIAM J. Appl. Math.*, 50 (1990), pp. 839–852.
- [66] Y. HYON, B. EISENBERG, AND C. LIU, *A mathematical model for the hard sphere repulsion in ionic solutions*, *Commun. Math. Sci.*, 9 (2010), pp. 459–475.

- [67] J. L. JACKSON AND S. R. CORIELL, *Effective diffusion constant in a polyelectrolyte solution*, J. Chem. Phys., 38 (1963), p. 959.
- [68] J. W. JEROME, *Analytical approaches to charge transport in a moving medium*, Transport Theory Statist. Phys., 31 (2002), pp. 333–366.
- [69] B. KAWOHL AND V. FRIDMAN, *Isoperimetric estimates for the first eigenvalue of the p -Laplace operator and the Cheeger constant*, Comment. Math. Univ. Carolin., 4 (2003), pp. 659–667.
- [70] B. KAWOHL AND T. LACHAND-ROBERT, *Characterization of Cheeger sets for convex subsets of the plane*, Pacific J. Math., 255 (2006), pp. 103–118.
- [71] M. KILIC, M. Z. BAZANT, AND A. AJDARI, *Steric effects in the dynamics of electrolytes at large applied voltages. I. Double-layer charging*, Phys. Rev. E, 75 (2007).
- [72] M. KILIC, M. Z. BAZANT, AND A. AJDARI, *Steric effects in the dynamics of electrolytes at large applied voltages. II. Modified Poisson-Nernst-Planck equations*, Phys. Rev. E, 75 (2007), pp. 1–11.
- [73] P. KOEHL, H. ORLAND, AND M. DELARUE, *Beyond the Poisson-Boltzmann model: Modeling biomolecule-water and water-water interactions*, Phys. Rev. Lett., 102 (2009), 087801.
- [74] W. LAI AND F. CIUCCI, *Mathematical modeling of porous battery electrodes: Revisit of Newman’s model*, Electrochimica Acta, 56 (2011), pp. 4369–4377.
- [75] B. LI, *Continuum electrostatics for ionic solutions with non-uniform ionic sizes*, Nonlinearity, 22 (2009), pp. 811–833.
- [76] B. LI, *Minimizations of electrostatic free energy and the Poisson-Boltzmann equation for molecular solvation with implicit solvent*, SIAM J. Math. Anal., 40 (2009), pp. 2536–2566.
- [77] J. R. LOOKER AND S. L. CARNIE, *Homogenization of the ionic transport equations in periodic porous media*, Transport Porous Media, 65 (2006), pp. 107–131.
- [78] A. MANI AND M. Z. BAZANT, *Deionization shocks in microstructures*, Phys. Rev. E, 84 (2011), 061504.
- [79] A. MANI, T. A. ZANGLE, AND J. G. SANTIAGO, *On the propagation of concentration polarization from microchannel-nanochannel interfaces. Part I: Analytical model and characteristic analysis*, Langmuir, 25 (2009), pp. 3898–3908.
- [80] J. A. MANZANARES, S. MAFÉ, AND J. PELLICER, *Current efficiency enhancement in membranes with macroscopic inhomogeneities in the fixed charge distribution*, J. Chem. Soc., Faraday Trans., 88 (1992), pp. 2355–2364.
- [81] P. A. MARKOWICH, C. A. RINGHOFER, AND C. SCHMEISER, *Semiconductor Equations*, Springer-Verlag, New York, 2002.
- [82] E. MARUŠIČ-PALOKA AND A. L. PIATNITSKI, *Homogenization of a nonlinear convection-diffusion equation with rapidly oscillating coefficients and strong convection*, J. London Math. Soc., 72 (2005), pp. 391–409.
- [83] K. H. MEYER AND J.-F. SIEVERS, *La perméabilité des membranes*, Helvetica Chimica Acta, 19 (1936).
- [84] M. MIRZADEH, F. GIBOU, AND T. M. SQUIRES, *Enhanced charging kinetics of porous electrodes: Surface conduction as a short-circuit mechanism*, Phys. Rev. Lett., 113 (2014), 097701.
- [85] C. MOYNE AND M. A. MURAD, *A two-scale model for coupled electro-chemo-mechanical phenomena and Onsager’s reciprocity relations in expansive clays: I Homogenization analysis*, Trans. Porous Media, 62 (2006), pp. 333–380.
- [86] A. MÁLQVIST AND D. PETERSEIM, *Localization of elliptic multiscale problems*, Math. Comp., 83 (2014), pp. 2583–2603.
- [87] B. NADLER, Z. SCHUSS, A. SINGER, AND R. S. EISENBERG, *Ionic diffusion through confined geometries: From Langevin equations to partial differential equations*, J. Phys. Condens. Matter, 16 (2004), pp. S2153–S2165.
- [88] M. NEUSS-RADU, *Some extensions of two-scale convergence*, C. R. Acad. Sci. Paris Sér. I Math., 322 (1996), pp. 899–904.
- [89] J. NEWMAN AND W. TIEDEMANN, *Porous-electrode theory with battery applications*, AIChE J., 21 (1975), pp. 25–41.
- [90] J. S. NEWMAN AND K. E. THOMAS-ALYEA, *Electrochemical Systems*, Wiley, New York, 2004.
- [91] J. S. NEWMAN AND C. W. TOBIAS, *Theoretical analysis of current distribution in porous electrodes*, J. Electrochem. Soc., 109 (1962), pp. 1183–1191.
- [92] G. NGUETSENG, *A general convergence result for a functional related to the theory of homogenization*, SIAM J. Math. Anal., 20 (1989), pp. 608–623.
- [93] C. P. NIELSEN AND H. BRUUS, *Concentration polarization, surface currents, and bulk advection in a microchannel*, Phys. Rev. E, 90 (2014), 043020.

- [94] R. P. O'HARE, S.-W. CHA, W. G. COLELLA, AND F. B. PRINZ, *Fuel Cell Fundamentals*, Wiley, New York, 2009.
- [95] L. H. OLESEN, M. Z. BAZANT, AND H. BRUUS, *Strongly nonlinear dynamics of electrolytes under large ac voltages*, Phys. Rev. E, 82 (2010), 011501.
- [96] H. OWHADI AND L. ZHANG, *Metric-based upscaling*, Commun. Pure Appl. Math., 60 (2007), pp. 675–723.
- [97] E. E. PETERSEN, *Diffusion in a pore of varying cross section*, AIChE J., 4 (1958), pp. 343–345.
- [98] W. PLIETH, *Electrochemistry for Materials Science*, Elsevier, New York, 2008.
- [99] R. PROBSTEN, *Physicochemical Hydrodynamics*, Butterworth, London, 1989.
- [100] A. PROHL AND M. SCHMUCK, *Convergent discretizations of the Nernst-Planck-Poisson system*, Numer. Math., 111 (2009), pp. 591–630.
- [101] A. PROHL AND M. SCHMUCK, *Convergent finite element discretizations of the Navier-Stokes-Nernst-Planck-Poisson system*, ESAIM Math. Model. Numer. Anal., 44 (2010), pp. 531–571.
- [102] P. RAMÍREZ, V. GÓMEZ, E. VALENCIA, J. CERVERA, B. SCHIEDT, AND S. MAFÉ, *Ion transport and selectivity in nanopores with spatially inhomogeneous*, Ion Channels, 126 (2007), pp. 1–9.
- [103] P. RAMÍREZ, S. MAFÉ, V. M. AGUILELLA, AND A. ALCARAZ, *Synthetic nanopores with fixed charges: An electrodiffusion model for ionic transport*, Phys. Rev. E, 68 (2003), pp. 1–8.
- [104] N. RAY, A. MUNTEAN, AND P. KNABNER, *Rigorous homogenization of a Stokes-Nernst-Planck-Poisson system*, J. Math. Anal. Appl., 390 (2012), pp. 374–393.
- [105] R. A. RICA, R. ZIANO, D. SALERNO, F. MANTEGAZZA, R. VAN ROIJ, AND D. BROGIOLI, *Capacitive mixing for harvesting the free energy of solutions at different concentrations*, Entropy, 15 (2013), pp. 1388–1407.
- [106] B. ROUX, T. ALLEN, S. BERNÈCHE, AND W. IM, *Theoretical and computational models of biological ion channels*, Quart. Rev. Biophys., 37 (2004), pp. 15–103.
- [107] I. RUBINSTEIN, *Electro-Diffusion of Ions*, SIAM Stud. Appl. Math., SIAM, Philadelphia, 1990.
- [108] I. RUBINSTEIN AND B. ZALTZMAN, *Convective diffusive mixing in concentration polarization: From Taylor dispersion to surface convection*, J. Fluid Mech., 728 (2013), pp. 239–278.
- [109] M. SAHIMI, *Flow and Transport in Porous Media and Fractured Rock: From Classical Methods to Modern Approaches*, Wiley, New York, 1995.
- [110] J. SALLÈS, J.-F. THOVERT, R. DELANNAY, L. PRÉVORS, J.-L. AURIAULT, AND P. M. ADLER, *Taylor dispersion in porous media. Determination of the dispersion tensor*, Phys. Fluids A, 5 (1993), pp. 2348–2376.
- [111] C. D. SANTANGELO, *Computing counterion densities at intermediate coupling*, Phys. Rev. E, 73 (2006), 041512.
- [112] C. N. SATTERFIELD, *Heterogeneous Catalysis in Practice*, McGraw-Hill, New York, 1980.
- [113] M. SCHMUCK, *Analysis of the Navier-Stokes-Nernst-Planck-Poisson system*, Math. Model Methods Appl. Sci., 19 (2009).
- [114] M. SCHMUCK, *Modeling and deriving porous media Stokes-Poisson-Nernst-Planck equations by a multiple-scale approach*, Commun. Math. Sci., 9 (2011), pp. 685–710.
- [115] M. SCHMUCK, *First error bounds for the porous media approximation of the Poisson-Nernst-Planck equations*, ZAMM Z. Angew. Math. Mech., 92 (2012), pp. 304–319.
- [116] M. SCHMUCK, *New porous medium Poisson-Nernst-Planck equations for strongly oscillating electric potentials*, J. Math. Phys., 54 (2013), 021504.
- [117] M. SCHMUCK, *Heterogeneous hard-sphere interactions for equilibrium transport processes beyond perforated domain formulations*, Appl. Math. Lett., 49 (2015), pp. 78–83.
- [118] M. SCHMUCK AND P. BERG, *Homogenization of a catalyst layer model for periodically distributed pore geometries in PEM fuel cells*, Appl. Math. Res. Express. AMRX, 2013 (2013), pp. 57–78.
- [119] M. SCHMUCK AND P. BERG, *Effective macroscopic equations for species transport and reactions in porous catalyst layers*, J. Electrochem. Soc., 161 (2014), pp. E3323–E3327.
- [120] R. B. SCHOCH, J. HAN, AND P. RENAUD, *Transport phenomena in nanofluidics*, Rev. Modern Phys., 80 (2008), pp. 839–883.
- [121] L. SHEN AND Z. CHEN, *Critical review of the impact of tortuosity on diffusion*, Chem. Eng. Sci., 62 (2007), pp. 3748–3755.
- [122] K. S. SPIGLER, *Polarization at ion exchange membrane-solution interfaces*, Desalination, 9 (1971), pp. 367–385.
- [123] B. D. STOREY AND M. Z. BAZANT, *Effects of electrostatic correlations on electrokinetic phenomena*, Phys. Rev. E, 86 (2012), 056303.
- [124] A. SZYMCZYK, H. ZHU, AND B. BALANEC, *Pressure-driven ionic transport through nanochannels with inhomogeneous charge distributions*, Langmuir, 26 (2010), pp. 1214–1220.

- [125] T. TEORELL, *An attempt to formulate a quantitative theory of membrane permeability*, Proc. Soc. Exp. Biol. Med., 33 (1935), pp. 282–285.
- [126] T. TEORELL, *Transport processes and electrical phenomena in ionic membranes*, Prog. Biophys. Biophys. Chem., 3 (1953), pp. 305–369.
- [127] C. TIMOFTE, *Homogenization results for ionic transport in periodic porous media*, Comput. Math. Appl., 68 (2014), pp. 1024–1031.
- [128] S. TORQUATO, *Random Heterogeneous Materials*, Springer, New York, 2002.
- [129] J. VAN BRAKEL AND P. M. HEERTJES, *Analysis of diffusion in macroporous media in terms of a porosity, a tortuosity and a constrictivity factor*, Internat. J. Heat Mass Transfer, 17 (1974), pp. 1093–1103.
- [130] Z.-G. WANG, *Fluctuation in electrolyte solutions: The self energy*, Phys. Rev. E, 81 (2010), 021501.
- [131] J. C. WEAVER AND Y. A. CHIZMADZHEV, *Theory of electroporation: A review*, Biochemistry Bioenergetics, 41 (1996), pp. 135–160.
- [132] T. F. WEISS, *Cellular Biophysics*, Vol. 2: Electrical Properties, MIT Press, Cambridge, MA, 1996.
- [133] A. YAROSHCHUK, *Current-induced concentration polarization of interfaces between non-ideally perm-selective ion-exchange media and electrolyte solutions*, J. Membrane Sci., 396 (2012), pp. 43–49.
- [134] A. YAROSHCHUK, *Over-limiting currents and deionization “shocks” in current-induced polarization: Local-equilibrium analysis*, Adv. Colloid Interface Sci., 183–184 (2012), pp. 68–81.
- [135] A. YAROSHCHUK, E. ZHOLKOVSKIY, S. POGODIN, AND V. BAULIN, *Coupled concentration polarization and electroosmotic circulation near micro/nanointerfaces: Taylor-aris model of hydrodynamic dispersion and limits of its applicability*, Langmuir, 27 (2011), pp. 11710–11721.
- [136] V. V. ZHIKOV, S. M. KOZLOV, AND O. A. OLEĬNIK, *Homogenization of Differential Operators and Integral Functionals*, Springer, New York, 1994.